




aerospace
climate control
electromechanical
filtration
fluid & gas handling
hydraulics
pneumatics
process control
sealing & shielding



Air Filtration

Products and Custom Solutions



Table of Contents

ECO® Series.....	3-11
ECO Vent.....	12
Ember Separator.....	13
Pamic Series.....	14-17
Dynacell® Series.....	18-20
AFSF Series.....	21
AFCS Series.....	22
AFAP Series.....	23
AFHP Series.....	24
AFUP Series.....	25
Spinaire Series.....	26
EACP Series.....	27
EA Series Replacement Filters.....	28
EAVLR Series.....	29-30
EAF Series.....	31-32
Air Inlet Fittings and Clamps.....	33
Filter Service Indicator.....	33
Marine Air Filter/Silencers.....	34
Air Filter Replacements.....	35
Air Filter Cleaning Kit.....	35
ECO-TL Series.....	36-37
Filtration Products and Systems.....	38-39



ECO-SE (Small Engine Applications)

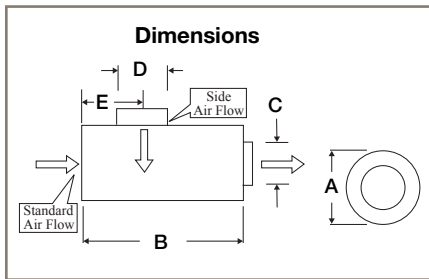
The ECO-SE is designed for small engine applications. It also has two unique features. First, it has a urethane beaded outlet tube which allows the filter to be mounted directly to a metal tube or turbo without an additional rubber connection. Second, the standard unit is a straight-through air filter, air goes in one end and out the other. Intake adapters are available if you would like to remotely locate the intake. The side inlet version offers additional mounting flexibility.



Durable urethane beaded outlet eliminates additional rubber connections.

Easy to service, compact, lightweight, and efficient design. For light and medium duty applications (smaller mobile and stationary engines up to 300 hp).

Straight-through design improves pressure differential in smaller engine air intakes with drain holes for water removal.

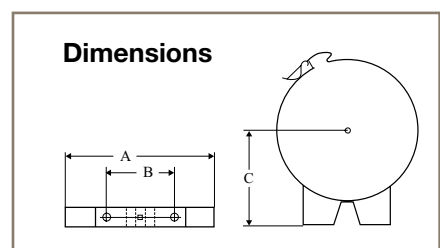


Specifications

Part No.	Dimensions										Air Flow		Weight	
	(Diameter) A		(Length) B		(Outlet) C		(Inlet) D		E		cfm	m ³ /min	lbs	kg
	in.	cm	in.	cm	in.	cm	in.	cm	in.	cm				
ECO-SE Straight-Through														
114500001	6.8	17.3	14.2	36.1	3.0	7.6	-	-	-	-	240-340	6.8-9.6	5.0	2.3
114500002	7.8	19.8	17.2	43.7	4.0	10.2	-	-	-	-	355-510	10.1-14.4	6.5	2.9
114500003	9.7	24.6	18.9	48.0	5.0	12.7	-	-	-	-	610-890	17.3-25.2	7.9	3.6
117122000	11.0	27.9	24.0	61.0	7.0	17.8	-	-	-	-	780-1180	22.1-33.4	12.9	5.9
ECO-SE Side Inlet														
114880003	9.7	24.6	19.4	49.3	5.5	14.0	6.0	15.2	4.0	10.2	600-900	17.0-25.5	9.0	4.1
114880005	7.8	19.8	17.2	43.7	4.5	11.4	6.0	15.2	5.5	14.0	420-800	11.9-22.7	7.0	3.2
400292000	11.0	27.9	15.3	38.9	7.0	17.8	6.0	15.2	18.0	45.7	840-1050	23.8-29.7	13.0	5.9

Mounting Clamps (2 Required)

Part No.	Dimensions					
	A		B		C	
	in.	cm	in.	cm	in.	cm
099049001	6.9	17.5	3.5	8.9	5.1	13.0
099049002	7.9	20.1	3.5	8.9	5.6	14.2
099049003	9.8	24.9	4.5	11.2	6.6	16.8



ECO Series Spin-On Disposable Air Cleaners

With its revolutionary spin-on design, the completely disposable ECO Series offers faster, safer, more trouble-free service than any other air cleaner today. Built for rugged use, it combines maximum engine protection with fuel-efficient performance and long service life.

The ECO Series provides two significant improvements in engine protection. When the filter loads with dirt and replacement is required, collected dust and debris stay safely contained inside the disposable housing, eliminating the chance of contaminating the air intake system during air filter service. Since the ECO Series uses no clean air gaskets, you never have to worry about gasket leak age. The outlet simply hooks up to the intake with a rubber connection and clamp, creating a leak-tight seal.

ECO II



Paper pleats are permanently locked in place for reliable performance.

Beaded outlet.

The first cone-type filter that is both tapered and offset.

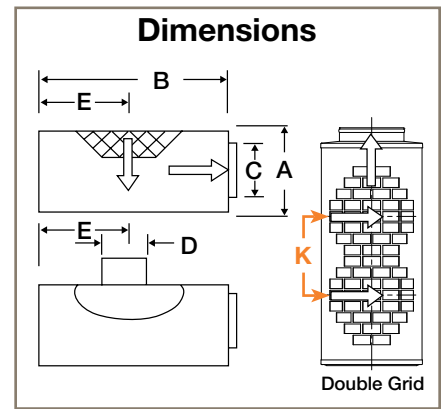
Water-resistant media provides three-to five-times longer filter life than conventional designs.

More usable media area than conventional filters.

Media meets and exceeds all engine manufacturer performance requirements per the ISO-5011 Test Standard, with no seals or gaskets to replace

Requires no additional room to service filter.

Air flow distribution and dust loading are uniform throughout the high-performance filter cone pack, resulting in increased capacity and lower pressure differential for improved horsepower and fuel economy.



Specifications

Part No.	Dimensions										Air Flow		Weight	
	(Diameter) A		(Length) B		(Outlet) C		(Inlet)* D		E		cfm*	m ³ /min*	lbs*	kg*
	in.	cm	in.	cm	in.	cm	in.	cm	in.	cm				
071338001	10.0	25.4	24.0	61.0	6.0	15.2	6.0	15.2	9.0	22.9	820-1220	23.2-34.5	15.5	7.1
071338002	11.0	27.9	24.0	61.0	7.0	17.8	7.0	17.8	9.0	22.9	1200-1700	34.0-48.1	19.2	8.8
071338003	13.5	34.3	24.0	61.0	7.0	17.8	7.0	17.8	9.0	22.9	1370-1950	38.8-55.2	22.0	10.0
071338004	13.5	34.3	18.0	45.7	7.0	17.8	7.0	17.8	9.0	22.9	1350-1800	38.2-51.0	19.9	9.1
071338005	13.5	34.3	15.0	38.1	7.0	17.8	7.0	17.8	7.5	19.1	1350-1800	38.2-51.0	17.0	7.7
071338007	11.0	27.9	24.0	61.0	7.0	17.8	7.0	17.8	11.5	29.2	1200-1700	34.0-48.1	17.5	7.9
071338008	9.75	24.8	18.0	45.7	6.0	15.2	6.0	15.2	9.0	22.9	920-1190	26.1-33.7	12.1	5.5

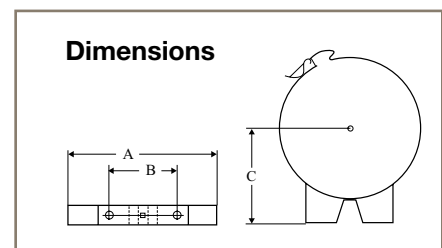
Double Grid

071338009 ¹	13.5	34.3	24.0	61.0	7.0	17.8	7.0	17.8	9.0	22.9	1210-1910	34.3-54.1	9.0	5.5
------------------------	------	------	------	------	-----	------	-----	------	-----	------	-----------	-----------	-----	-----

¹With inlet transition mount installed. ¹ K = 8.5 in. (21.6 cm) between grids.

Mounting Clamps (2 Required)

Part No.	Dimensions					
	A		B		C	
	in.	cm	in.	cm	in.	cm
071921001	9.8	24.9	4.5	11.2	5.5	14.0
071921002	11.0	27.9	5.0	12.7	6.1	15.5
071921003	13.5	34.3	6.0	15.2	7.4	18.0



ECO II Inlet Transition Mounting Adapter

Inlet Transition
Installed on ECO-II



ECO II Inlet Transition

The ECO II was designed to provide lower replacement filter cost on an under hood truck application due to the 2-piece design. The Inlet Transition adapter is a separate piece that stays on the truck and is purchased separately.

The ECO II used without the Inlet Transition has become the standard in the Generator Set market. Air Flow is outside-in with water drain holes around the perimeter.

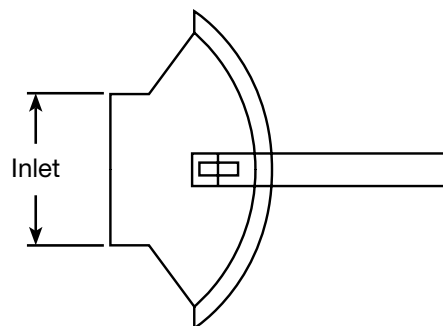
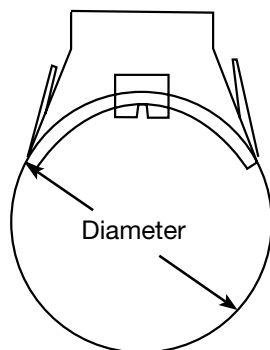


1/4" Drain
Hole

ECO II Inlet Transition With Water Separator

- No Service
- Up to 80% water separation
- Must be installed horizontally
- Drain tube installed

Dimensions



Specifications	Diameter		Inlet	
	in.	cm	in.	cm
073367000	9.8	24.9	6.0	15.2
071656001	11.0	27.9	6.0	15.2
071656002	11.0	27.9	7.0	17.8
072994000	13.5	34.3	7.0	17.8
072995002 ¹	13.5	34.3	7.0	17.8
073086002 ¹	13.5	34.3	7.0	17.8

¹ Transition mount includes a water separator, for horizontal installations.

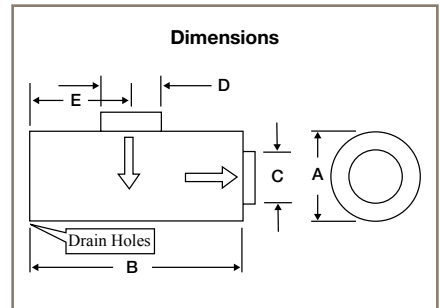
ECO-SM (Scheduled Maintenance)

The ECO-SM was designed to give additional mounting flexibility to the OEM customer, while offering a greater value to the fleet that changes filters based on a scheduled maintenance program. Due to the various inlet tube locations, the ECO-SM is ideal for retrofit applications.

The ECO-SM is for outside-in air flow only and has drain holes around the perimeter.



- Choice of three inlet locations to match new or retrofit applications.
- The ECO-SM can be mounted in any orientation or angle.
- Economical scheduled maintenance design.
- Beaded outlet.
- Fast and easy to service with no housing to clean or gaskets to service.
- Easy upgrade for existing air cleaners with separate filters.
- Drain holes for water removal.

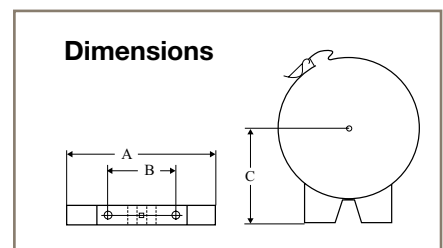


Specifications

Part No.	Dimensions										Air Flow (CFM)		Weight	
	(Diameter) A		(Length) B		(Outlet) C		(Inlet) D		E		cfm	m ³ /min	lbs	kg
	in.	cm	in.	cm	in.	cm	in.	cm	in.	cm				
099842002	11.0	27.9	24.0	61.0	7.0	17.8	7.0	17.8	12.0	30.5	980-1430	27.8-40.5	19.0	8.6
099842004									5.5	14.0	1100-1670	31.1-47.3	27.0	12.2
099842005	13.5	34.3	24.0	61.0	7.0	17.8	7.0	17.8	12.0	30.5	1130-1500	32.0-42.5	27.0	12.2
099842006									18.5	47.0	1030-1500	29.2-42.5	27.0	12.2
099842007									5.5	14.0	1120-1630	31.7-46.2	24.0	10.9
099842008	13.5	34.3	18.0	45.7	7.0	17.8	7.0	17.8	12.5	31.8	1060-1550	30.0-43.9	24.0	10.9
099842009									5.5	14.0	1070-1550	30.3-43.9	22.5	10.2
099842010	13.5	34.3	15.0	38.1	7.0	17.8	7.0	17.8	9.5	24.1	1060-1530	30.0-43.3	22.5	10.2

Mounting Clamps (2 Required)

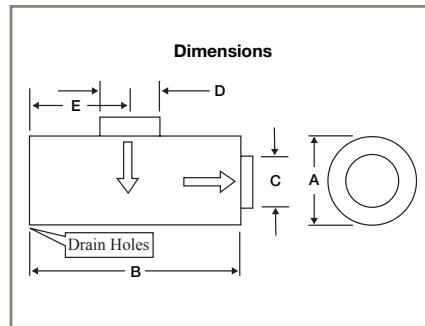
Part No.	Dimensions					
	A		B		C	
	in.	cm	in.	cm	in.	cm
071921002	11.0	27.9	5.0	12.7	6.1	15.5
071921003	13.5	34.3	6.0	15.2	7.4	18.0



ECO-LL (Long Life)



- Beaded outlet.
- Long life and disposable.
- Use when extended maintenance intervals, or severe service.
- More media surface area than scheduled maintenance style.
- Choice of inlet locations.
- Drain holes for water removal.



The ECO-LL is similar to the ECO-SM, but is for applications where the customer wants to get the longest life from their air filter.

There are also more sizes available.

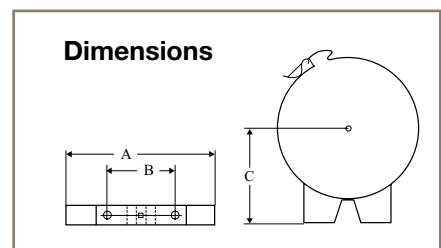
The ECO-LL is for outside-in air flow only and has drain holes around the perimeter.

Specifications

Part No.	Dimensions										Air Flow		Weight		
	(Diameter) A		(Length) B		(Outlet) C		(Inlet) D		E		cfm	m ³ /min	lbs	kg	
	in.	cm	in.	cm	in.	cm	in.	cm	in.	cm					
400820001										5.5	14.0	985-1475	27.9-41.8	19.0	8.6
400820002	11.0	27.9	24.0	61.0	7.0	17.8	7.0	17.8		12.0	30.5	905-1340	25.6-37.9	19.0	8.6
400820003										18.5	47.0	645-950	18.3-26.9	19.0	8.6
400820004										5.5	14.0	1295-1910	36.7-54.1	21.5	9.8
400820005	13.5	34.3	24.0	61.0	7.0	17.8	7.0	17.8		12.0	30.5	1170-1735	33.1-49.1	21.5	9.8
400820006										18.5	47.0	845-1250	23.9-35.4	21.5	9.8
400820007	13.5	34.3	18.0	45.7	7.0	17.8	7.0	17.8		5.5	14.0	1115-1590	31.6-54.0	17.0	7.7
400820008										12.5	31.8	1100-1545	31.1-43.7	17.0	7.7
400820009	13.5	34.3	15.0	38.1	7.0	17.8	7.0	17.8		5.5	14.0	1055-1560	29.9-44.2	15.1	6.8
400820010										9.5	24.1	1135-1690	32.1-47.9	15.1	6.8
400820012	9.8	24.9	24.0	61.0	6.0	15.2	6.0	15.2		12.0	30.5	820-1215	23.2-34.4	13.1	5.9
400820014	11.0	27.9	18.0	45.7	7.0	17.8	7.0	17.8		5.5	14.0	970-1455	27.5-41.2	13.5	6.1
400820015										12.5	31.8	715-1075	20.2-30.4	13.5	6.1
400820019	11.0	27.9	13.0	33.0	7.0	17.8	7.0	17.8		7.5	19.1	710-1100	20.1-31.1	10.2	4.6
400820020	11.0	27.9	15.0	38.1	7.0	17.8	7.0	17.8		7.5	19.1	820-1230	23.2-34.8	11.5	5.2
400820021										7.5	19.1	740-1100	21.0-31.1	11.5	5.2
400820022	11.0	27.9	18.0	45.7	6.0	15.2	7.0	17.8		12.5	31.8	650-960	18.4-27.2	12.8	5.8
400820023	11.0	27.9	13.0	33.0	6.0	15.2	7.0	17.8		7.5	19.1	720-1060	20.4-30.0	10.2	4.6

Mounting Clamps (2 Required)

Part No.	Dimensions					
	A		B		C	
	in.	cm	in.	cm	in.	cm
071921001	9.8	24.9	4.5	11.4	5.5	14.0
071921002	11.0	27.9	5.0	12.7	6.1	15.5
071921003	13.5	34.3	6.0	15.2	7.4	18.8
071921006	15.0	38.1	6.0	15.2	8.2	20.8



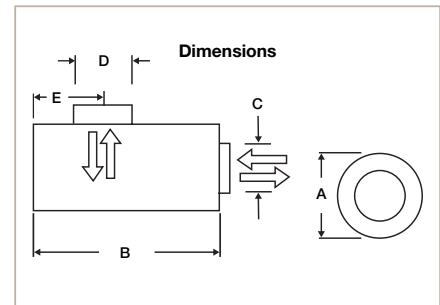
ECOLITE

The original ECO Series product, the ECOLITE is still the only air filter in the industry that you can flow air in either direction. This allows a variety of installation options with the same part number replacement filter.

The ECOLITE can be mounted in any orientation or convenient location; under the hood or outside, direct or remote.



- **Beaded inlet/outlet.**
- **Tapered offset cone design assures uniform air distribution, minimizes air restriction and maximizes filter service life.**
- **The only air filter available with choice of flow directions in a single part number.**
- **Positive barrier, pleated paper media is set in a superior quality adhesive for a permanent seal.**
- **Airflow may enter or exit either opening.**

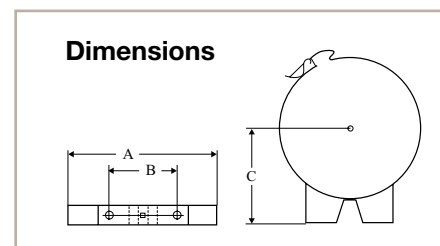


Specifications

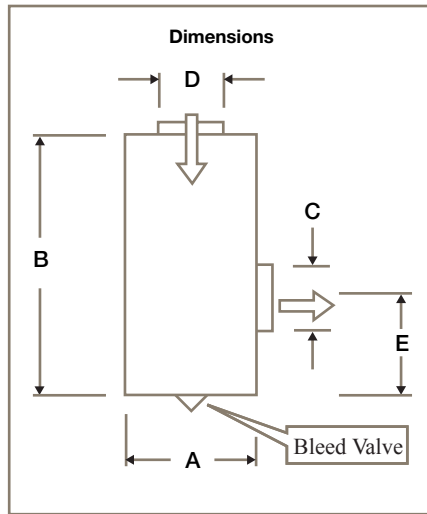
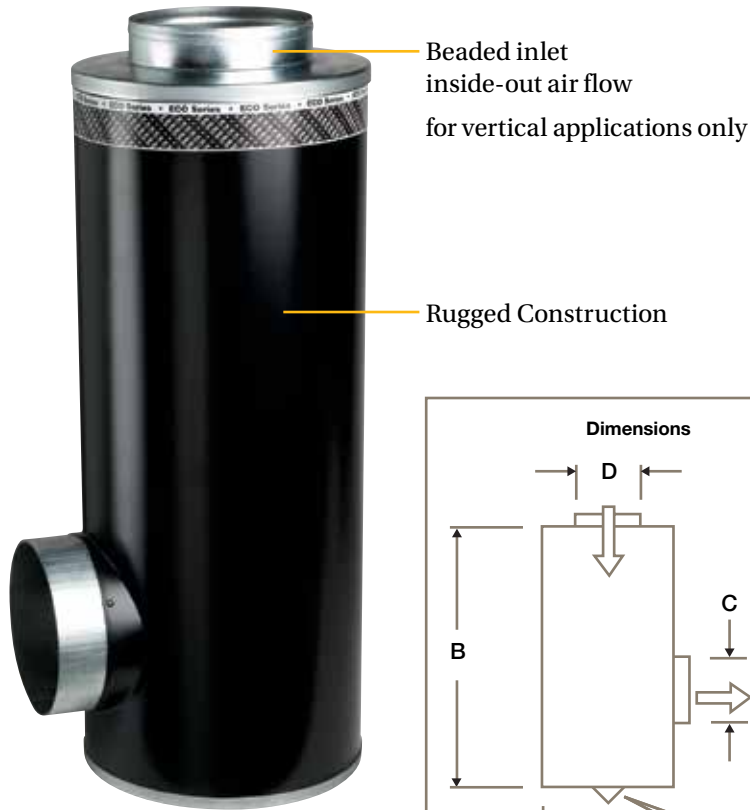
Part No.	Dimensions										Air Flow		Weight	
	(Diameter) A		(Length) B		(Outlet) C		(Inlet) D		E		cfm	m ³ /min	lbs	kg
	in.	cm	in.	cm	in.	cm	in.	cm	in.	cm				
062891001	9.8	24.9	24.0	61.0	6.0	15.2	6.0	15.2	5.5	14.0	820-1200	23.2-34.0	16.0	7.3
062891002	11.0	27.9	24.0	61.0	7.0	17.8	7.0	17.8	5.5	14.0	1100-1650	31.1-46.7	19.0	8.6
062891003	13.5	34.3	24.0	61.0	7.0	17.8	7.0	17.8	5.5	14.0	1375-1900	38.9-53.8	27.0	12.2
062891004	13.5	34.3	18.0	45.7	7.0	17.8	7.0	17.8	5.5	14.0	1070-1590	30.3-45.0	16.3	7.4
062891007	9.8	24.9	24.0	61.0	6.0	15.2	6.0	15.2	12.0	30.5	820-1200	23.2-34.0	16.0	7.3
062891010	13.5	34.3	15.0	38.1	7.0	17.8	7.0	17.8	5.5	14.0	1025-1540	29.0-43.6	15.3	6.9
124923000	11.0	27.9	24.0	61.0	7.0	17.8	7.0	17.8	18.5	47.0	860-940	24.4-26.6	19.0	8.6

Mounting Clamps (2 Required)

Part No.	Dimensions					
	A		B		C	
	in.	cm	in.	cm	in.	cm
071921001	9.8	24.9	4.5	11.4	5.5	14.0
071921002	11.0	27.9	5.0	12.7	6.1	15.5
071921003	13.5	34.3	6.0	15.2	7.4	18.8



ECO-BC (Behind the Cab)



Designed for behind the truck cab installations, the ECO-BC must be mounted vertically with an inside-out air flow. The ECO-BC air filter can be used for under the hood applications also, and the rubber drain valve in the bottom base allows for water and dirt to easily drain out.

This disposable air cleaner features a slimline vertical design for tight or limited space installations.

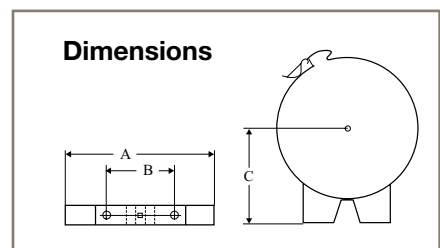


Specifications

Part No.	Dimensions										Air Flow		Weight	
	(Diameter) A		(Length) B		(Outlet) O.D. C		(Inlet) D		E		cfm	m ³ /min	lbs	kg
	in.	cm	in.	cm	in.	cm	in.	cm	in.	cm				
094973001	11.0	27.9	24.0	61.0	7.0	17.8	7.0	17.8	5.5	14.0	1120-1600	31.7-45.3	19.0	8.6
094973002	13.5	34.3	24.0	61.0	7.0	17.8	7.0	17.8	5.5	14.0	1450-1750	41.1-49.6	27.0	12.2
094973003	9.8	24.9	24.0	61.0	6.0	15.2	6.0	15.2	5.5	14.0	875-1250	24.8-35.4	16.0	7.3
094973004	9.8	24.9	18.0	45.7	6.0	15.2	6.0	15.2	9.0	22.9	720-1060	20.4-30.0	10.4	4.7
094973005	13.5	34.3	15.0	38.1	7.0	17.8	7.0	17.8	9.5	24.1	980-1470	27.8-41.6	15.3	6.9
094973006	11.0	27.9	18.0	45.7	7.0	17.8	6.0	15.2	5.5	14.0	810-1200	22.9-34.0	12.6	5.7
094973007	11.0	27.9	18.0	45.7	7.0	17.8	7.0	17.8	5.5	14.0	1010-1490	28.6-42.2	12.5	5.7

Mounting Clamps (2 Required)

Part No.	Dimensions					
	A		B		C	
	in.	cm	in.	cm	in.	cm
071921001	9.8	24.9	4.5	11.4	5.5	14.0
071921002	11.0	27.9	5.0	12.7	6.1	15.5
071921003	13.5	34.3	6.0	15.2	7.4	18.8




ECO III

Parker Racor Engineering Has Raised The Bar on Air Filtration Media Technology

The ECO III housing is the tangential orientation of the 7" inlet, which directs air flow evenly around the filter, thus expanding filter life and saving you money.

A CCV port enables a closed crankcase ventilation system exhaust line to easily be connected, creating an environmentally sound system.



Two molded handles on an extended edge lip, lets your hands grasp firmly to easily remove the filter. Metal clasps provide an air-tight seal without using tools.

The housing can be rotated 180° and securely locked into place. The 6" outlet port is field reversible, and orientation of the 7" inlet port is adjustable within 20° increments.

- **Proprietary treated moisture-bloc media is water resistant. When moisture-bloc is combined with Racor water-separating intake scoops, you have an exceptional, fast-draining air filtration system.**
- **This new ECO III filter is computer design optimized to provide maximum efficiency at lowest possible long term cost per mile.**
- **In severe duty, or when an extra measure of protection is desired, Racor provides a secondary, or safety filter. Its inverted cone design adds surface area helping to reduce pressure drop significantly without affecting flow. In**

- addition to adding insurance in the unlikely event of a primary filter failure, the safety filter remains in place during primary filter service, further reducing the opportunity for contaminants to reach the turbocharger and engine components.**
- **With a full 2" pleat depth, total capacity is approximately 100 square feet of media providing a flow range of up to 900 CFM.**
- **Proven Racor pleat separation technology system supports the pleats inside and outside for overall strength and durability. There are no metal components that can cause filter media wear damage.**

Easiest Air Filter to Service, Ever

- **Easiest to Specify**
- **Easiest to Install**

With ECO III, Racor engineers have not only revolutionized the performance of air filtration, but also how the unit is installed and serviced.

It's a mounting system invented for flexibility and convenience. The reversible base mounting bracket and included hardware mounts quickly, in any direction to frame rail or firewall. This complete mounting system eliminates the need for custom made, field-engineered and installed brackets a significant savings of time and money.



- **There is no metal in either the primary or safety (secondary) filters – they are completely incinerable.**
- **ECO III media is sealed with adhesive urethane to the end cap which eliminates the chance of contaminants leaking during operation or service.**
- **Systems where the contaminated airflow enters the unit at a right angle can experience dust loading on the filter intake. Because the ECO III housing disperses contaminated airflow around the filter, dust loading is uniform across the entire area of the filter resulting in a longer change-out interval.**

ECO III is a Quantum Leap in Air Filtration System Design

ECO III is the result of a focused, collaborative effort between Racor engineering and our customers. On-highway, real-world testing and laboratory certification has resulted in the advanced ECO III product line. State-of-the-art materials and design features result in installation flexibility, superior performance, ease of service, and unmatched customer satisfaction.

Smaller and Better

ECO III is designed for 250-400 horsepower engines for over-the-road vehicles, including buses and specialty applications. Because ECO III delivers high efficiency in a small overall package design, the air filtration system can be located closer to turbochargers for increased performance. Furthermore, the smaller unit size frees valuable space in the engine compartment.

ECO III

4 Levels of Protection Means ECO III is Sealed for Maximum Engine Protection

Introduction to contamination during operation and at service time is a significant maintenance issue. The ECO-III assures a clean service and safely keeps the dirt out.

- 1. **A sealing surface allows removal of safety filter which wipes and captures dirt on the surface as it is removed.**
- 3. **A continuous ring seal (only if safety filter is employed) is provided at the interface between the primary and safety filter.**



- 2. **An external radial seal rings the outlet of the filter housing to prevent contamination from escaping into the engine.**
- 4. **Interior seal adds a second level of protection.**



Specification	ECO III LH	ECO III	ECO III XL13	ECO III XL15
Mounting Clamps	N/A	N/A	071921010 (2 required)	071921009 (2 required)
Assembly Number: With Safety Filter Without Safety Filter	N/A 500235002	500250012 500251012	ECO-III-XL13S ECO-III-XL13	ECO-III-XL15S ECO-III-XL15
Primary Filter	500293112	500247012	500454001	500375001
Safety Filter	N/A	500233000	500455001	500443001
Diameter	12.3 in. (31.2 cm)	13.0 in. (33.0 cm)	13.0 in. (33.0 cm)	15.0 in. (38.1 cm)
Width	14.1 in. (35.8 cm)	20.5 in. (52.1 cm)	22.0 in. (55.9 cm)	24.0 in. (61.0 cm)
Air Flow	700 CFM (19.8 m ³ /min)	900 CFM (25.5 m ³ /min)	800 CFM (22.7 m ³ /min)	1,000 CFM (28.3 m ³ /min)
Inlet	6.0 in. (15.2 cm)	7.0 in. (17.8 cm)	6.0 in. (15.2 cm)	7.0 in. (17.8 cm)
Outlet	5.0 in. (12.7 cm)	6.0 in. (15.2 cm)	6.0 in. (15.2 cm)	6.0 in. (15.2 cm)



The Racor ECO-Vent Filter prevents contamination from entering the DEF tank.

It is made using DEF compatible proprietary engineered materials. The mounting bracket is E-coated steel, which resists corrosion from DEF and the environment.

Current vehicle applications typically do not have a vent filtration system on the DEF tank, but now you can protect your tank and components with the new Racor ECO-Vent filter. ECO-Vent has successfully completed over a million miles of road testing under severe conditions. In addition, it has passed ISO 5011 air filtration testing, thermo-cycling, vibration testing, and Urea compatibility testing.

When the engine is running and Selective Catalytic Reduction (SCR) is active, contaminated air is drawn into the bottom inlet of the Racor ECO-Vent as the Diesel Exhaust Fluid (DEF) is used.

The air first flows past a closed umbrella valve, and then into a holding chamber that traps particles and condenses water, which then drains back out the inlet. Stopping bulk water and larger dirt particles in the holding chamber protects the proprietary barrier media.

Any fine contaminant that reaches the vent filter element is trapped, and any collected water is coalesced on the element surface and returned to the reservoir area, where it drains out the bottom. Clean, dry air then flows to the DEF tank. Any tank splash (urea) getting back to the filter, flows from the top of the housing through a central tube, opens the umbrella valve, and drains from the housing.

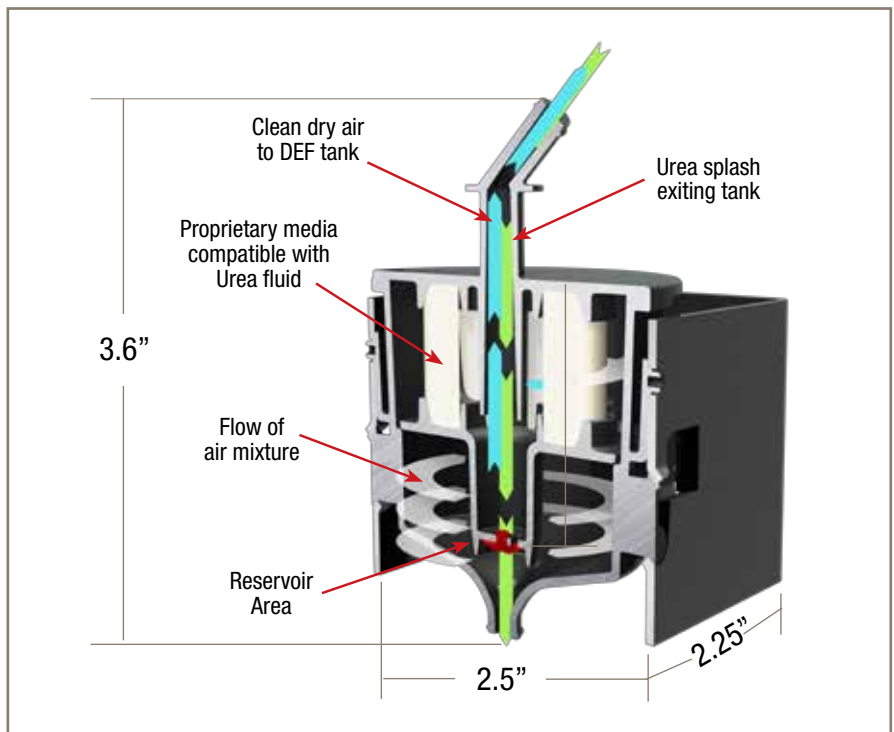
Suggested replacement interval is once per year.

ECO-Vent

DEF Tank Vent Filter



Filter Flow Diagram



Part Numbers	Description
PFA500675000	Filter and bracket assembly
PFA500676000	Replacement filter

Product Specifications	
Element Diameter	2.25 in.
Height	3.58 in.
Bracket	2.5 in. x 2.25 in.

Ember Separator/ Moister Separator



Ember protection is extremely important in order to protect fire suppression equipment as well as human life. The Racor Moisture Ember Separator (MES) protects the downstream air filter from embers using a combination of unique flat and crimped metal screens constructed into a galvanized steel frame. This multi layered screen design traps embers and allows them to burn out before passing through the pack, while creating only minimal air flow restriction through the system.

In the event of fire hot embers may burn holes in the air filter, allowing dirt, sand, smoke and other particles to contaminate and shut down the engine, often beyond repair. Even worse, a burning air filter may lead to a major vehicle fire. Also, large amounts of free water in the cylinders can result in broken pistons or bent rods. The Racor Moisture & Ember Separator is specifically designed to help separate hot embers from entering the engine intake. Meets NFPA guidelines.

Note: Periodic cleaning or replacement of the screen is all that's required after installation.

For design considerations, the velocity through the ember separator should not exceed 1000 feet per minute (FPM).

Velocity, FPM = flow rate (cfm)/ember separator area (square feet).

Features:

- Removes embers from air flow.
- One inch thick.
- Can be used as a moisture separator.

Part No.	Width	Height	Area (Sq. ft.)
123970001	20.0 in. (50.8 cm)	8.0 in. (20.3 cm)	1.11
123970002	8.6 in. (21.8 cm)	7.9 in. (20.1 cm)	0.47
123970003	20.0 in. (50.8 cm)	5.5 in. (14.0 cm)	0.76
123970004	9.0 in. (22.9 cm)	20.8 in. (52.8 cm)	1.29
123970005	12.0 in. (30.1 cm)	9.5 in. (24.1 cm)	0.79
123970006	10.8 in. (27.4 cm)	9.3 in. (23.6 cm)	0.69
123970007	20.8 in. (52.8 cm)	11.3 in. (28.7 cm)	1.62
123970008	15.0 in. (38.1 cm)	4.0 in. (10.2 cm)	0.42
123970009	7.8 in. (19.8 cm)	7.8 in. (19.8 cm)	0.42
123970010	5.9 in. (15.0 cm)	20.6 in. (52.3 cm)	0.84
123970011	8.0 in. (20.3 cm)	9.0 in. (22.9 cm)	0.50
123970012	5.5 in. (14.0 cm)	16.3 in. (41.4 cm)	0.62
123970013	25.0 in. (63.5 cm)	3.5 in. (8.9 cm)	0.61
123970014	3.5 in. (88.9 cm)	12.0 in. (30.5 cm)	0.29
123970015	15.5 in. (39.4 cm)	8.0 in. (20.3 cm)	0.86
123970016	8.8 in. (22.4 cm)	23.0 in. (58.4 cm)	1.40
123970017	12.8 in. (32.5 cm)	5.3 in. (13.5 cm)	0.47
123970018	9.5 in. (24.1 cm)	5.3 in. (13.5 cm)	0.35
123970019	7.0 in. (17.8 cm)	16.0 in. (40.6 cm)	0.78
123970020	6.8 in. (17.3 cm)	11.9 in. (30.2 cm)	0.57
123970021	17.1 in. (43.4 cm)	11.4 in. (29.0 cm)	1.35
123970022	16.3 in. (41.4 cm)	5.5 in. (14.0 cm)	0.62
123970023	5.5 in. (14.0 cm)	10.0 in. (25.4 cm)	0.38
123970024	22.0 in. (55.9 cm)	4.0 in. (10.2 cm)	0.61
123970025	19.0 in. (48.3 cm)	16.0 in. (40.6 cm)	2.11
123970026	25.2 in. (64.0 cm)	4.4 in. (11.2 cm)	0.77
123970027	11.1 in. (28.2 cm)	5.31 in. (13.5 cm)	0.41
123970028	11.9 in. (30.2 cm)	3.0 in. (7.6 cm)	0.25

All Racor Ember Separators have a depth of 1".
* Optional faceplate can be provided.

Pamic® Series

UniPamic® Light & Medium Service Air Cleaners

UniPamic Series Air Cleaners provide unmatched engine protection for a wide range of equipment, from on-highway trucks to compressors, stationary engines to marine engines.

Greatest Protection

The Pamic filter media meets and exceeds all engine manufacturer performance requirements per the ISO-5011 Test Standard. It begins at a high level and continues to increase throughout the life of the filter.

Extended Service Life

The unique construction of the Pamic filter with its exclusive mechanical pleat separation, provides more usable filter area than any competitive air cleaner, thus offering longer filter life. UniPamic models feature an efficient moisture separator panel which removes over 90% of the water that may enter the face of the air cleaner. AutoPamic® models can be upgraded to include a gravity-discharged dust pre-cleaner. RotoPamic® models are upgradeable to either a compressed air or exhaust-aspirated pre-cleaner.


An optional, easy-to-use service indicator tells when to change the filter assuring maximum usage and lowest operating filter costs.

Increased Horsepower, Reduced Fuel Consumption

With low intake air restriction and greater effective media area than other dry-type air cleaners, the Pamic Series offers improved fuel economy, and that lowers per hour operating costs.

Easy To Service

No special tools or techniques required, dirt is held inside the pleated filter tubes. The filter is replaced from the dirty side of the air cleaner, reducing the danger of engine contamination.



UniPamic (Single Stage)

Basic Unipamic Kits

Part No.			No. of Tubes			Port Size	Application		Dimensions			
Kit Number*	Moisture Separator	Filter Number	Total	Wide	High	Outlet Nozzle O.D. (In.)	Flow Rate Range (CFM)	Hp Range	Approx. Ship Weight		Height (In.)	Width (In.)
									(lbs)	(Kg)		
062701003	056519010	012233003	9	3	3	3.0	100 - 250	50 - 125	25	11	8.59	8.59
062701004	056519011	012233004	12	3	4	3.0	250 - 300	125 - 150	30	14	8.59	10.91
062701010	056519016	012233007	24	4	6	4.0	350 - 600	175 - 300	44	20	10.91	15.53
062701012	056519002	012233008	32	4	8	5.0	500 - 800	250 - 400	55	25	10.91	20.16
062701013	056519003	012233009	40	5	8	5.0	600 - 1,000	300 - 500	62	28	13.22	20.16
062701014	056519004	012233010	48	6	8	6.0	700 - 1,200	350 - 600	69	31	15.53	20.16
062701015	056519005	012233011	64	8	8	6.0	1,000 - 1,600	500 - 800	79	36	20.16	20.16
059709000 ¹	056519003 x2	012233009 x2	80†	8	10	5.5 x2	1,200 - 2,000	600 - 1,000	119	54	27.81	20.16
059711000 ¹	056519004 x2	012233010 x2	96†	8	12	6.0 x2	1,400 - 2,400	700 - 1,200	132	60	32.44	20.16
059713000	065619005 x2	012233011 x2	128†	8	16	6.0 x2	2,000 - 3,200	1,000 - 1,600	155	70	41.69	20.16


* Nozzle or outlet not included. Must be ordered separately.

† Double side-by-side housing. Two air outlet nozzles required. There are no integral flanges on double housing.

All Units are right-hand bleed. Left-hand bleed can be custom ordered.

¹ Special order. Contact Racor for details.

Air Inlet/Outlet Sleeves/Nozzles

Part No.	Diameter		Sleeves	Length		Weight	
	in.	cm		in.	cm	lbs	kg
015382500	5.0	12.7		4.0	10.2	1.5	0.7
015382508	5.5	14.0		4.0	10.2	2.0	0.9
015382600	6.0	15.2		4.0	10.2	2.0	0.9

Nozzles							
Part No.	Diameter		Nozzles	Length		Weight	
	in.	cm		in.	cm	lbs	kg
041199001	3.0	7.6		1.5	3.8	0.7	0.3
041199003	4.0	10.2		1.6	4.1	1.0	0.5
041199004	5.0	12.7		1.9	4.8	1.2	0.5
041199005	5.5	14.0		2.1	5.3	1.4	0.6
041199006	6.0	15.2		2.1	5.3	1.6	0.7
041199007	7.0	17.8		2.1	5.3	2.5	1.1

Replacement Filters

Part No.	Tubes	Arrangement*
012233001	2	1 x 2
012233002	4	2 x 2
012233012	6	2 x 3
012233003	9	3 X 3
012233004	12	3 X 4
012233014	12	2 X 6
012233005	16	4 X 4
012233018	16	2 X 8
012233017	18	3 X 6
012233006	20	4 X 5
012233007	24	4 X 6
012233019	24	3 X 8
012233015	30	5 X 6
012233008	32	4 X 8
012233020	36	6 X 6
012233009	40	5 X 8
012233010	48	6 X 8
012233011	64	8 X 8

* Pamic air filters will fit either vertical or horizontal housings.

* Four tube model is special order only.

† Indicates two moisture separator panels and two filters in a single housing.

* Airflow capacities beyond maximum recommendations will result in higher resistance and reduced filter life.

AutoPamic Air Cleaners For Medium and Heavy Service

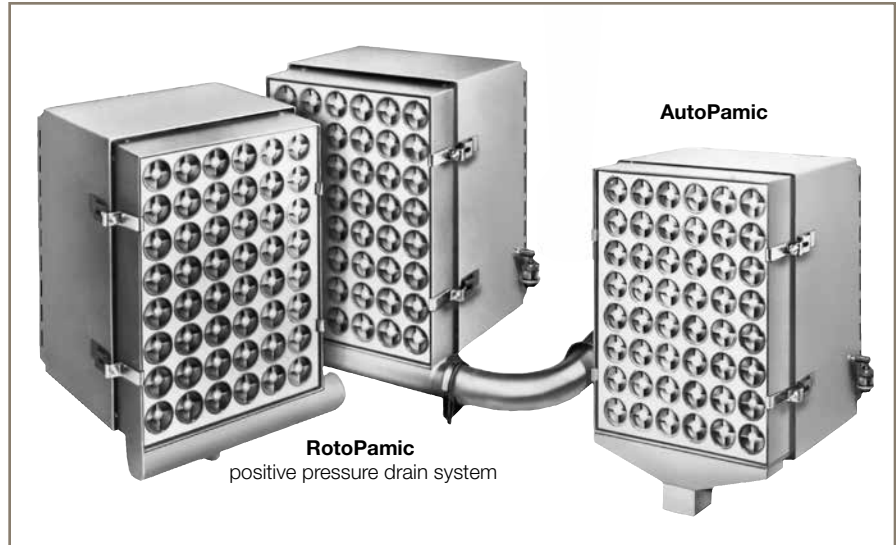
Medium service includes most on- and off-highway uses such as gravel and ready-mix trucks, outdoor generator sets, garbage trucks, fire trucks, air compressors, and pumps.

This AutoPamic air cleaner model with a gravity discharge pre-cleaner is the easiest to install. It may be used on all types of engines.

Note: Media meets and exceeds all engine manufacturer performance requirements per the ISO-5011 Test Standard.

AutoPamic

Two Stage Medium to Extra Heavy Service Air Cleaners



AutoPamic and RotoPamic Sizing

The chart below shows the number of filter tubes needed to meet engine air flow requirements. Match the CFM of your engine to the type of service the air cleaner will experience. Recommended air cleaner size, for type of service shown, has been calculated for an optimum range of engine intake restriction, dirt-holding capacity, and filter service life.

Basic AutoPamic Gravity Discharge Kits

Part No.		No. of Tubes			Port Size	Application		Dimensions			
Kit Number*	Filter Number	Total	Wide	High	Recommended Outlet Nozzle O.D. (In.)	Flow Rate Range (CFM)	HP Range	Approx. Ship Weight		Height (In.)	Width (In.)
								(lbs)	(Kg)		
062705001	012233003	9	3	3	3.0	150 - 200	75 - 100	32	15	8.59	8.59
062705002	012233004	12	3	4	3.0	175 - 250	80 - 125	37	17	8.59	10.91
062705008	012233007	24	4	6	4.0	350 - 450	175 - 225	62	28	10.91	15.53
062705010	012233008	32	4	8	5.0	450 - 650	225 - 325	71	32	10.91	20.16
062705011	012233009	40	5	8	5.0	600 - 800	300 - 400	84	38	13.22	20.16
062705012	012233010	48	6	8	6.0	700 - 950	350 - 475	93	42	15.53	20.16
062705013	012233011	64	8	8	6.0	950 - 1,280	475 - 640	111	50	20.16	20.16
059714000	012233009 x2	80†	8	10	5.5 x2	1,200 - 1,600	600 - 800	160	73	27.81	20.16
059718000	012233011 x2	128†	8	16	6.0 x2	1,900 - 2,560	950 - 1,280	217	99	41.69	20.16

* Nozzle or outlet not included. Must be ordered separately.

† Double side-by-side housing. Two air outlet nozzles required. There are no integral flanges on double housing. All Units are right-hand bleed. Left-hand bleed can be custom ordered.

RotoPamic Air Cleaners

Heavy Service Applications

Heavy service includes off-highway trucks, motor graders, crawler tractors, scrapers, cranes and shovels.

shovels, rock drilling and quarrying compressors, and full-tracked low-speed tractors.

Extra-heavy service includes such equipment as large scrapers, rock drills, rough terrain cranes, and

These pre-cleaners provide maximum service life of the disposable Pamic filter.

Positive Pressure Bleed System

Positive pressure bleed systems can be used on all turbocharged engines and two-cycle Detroit Diesel turbocharged or naturally aspirated engines. They can also be used wherever a continuous source of compressed air (4 PSIG or greater) is

available, such as the receiver tank on an air compressor.

Note: Media meets and exceeds all engine manufacturer performance requirements per the ISO-5011 Test Standard.



Basic two stage kits include:

- AutoPamic Pre-Cleaner
- RotoPamic Pre-Cleaner
- Pamic Filter
- Air Cleaner Housing
- Service Indicator
- Gravity Discharge

Positive Pressure

- Pamic Filter
- Air Cleaner Housing
- Service Indicator

Note: Outlet nozzle must be ordered separately.

RotoPamic Kits

Part No.		No. of Tubes			Recommended Outlet Nozzle O.D. (In.)	Application		Dimensions			
Kit Number*	Filter Number	Total	Wide	High		Flow Rate Range (CFM)	HP Range	Approx. Ship Weight		Height (In.)	Width (In.)
								(lbs)	(Kg)		
062713003	012233007	24	4	6	4.0	200 - 400	100 - 200	59	27	10.91	15.53
062713007	012233008	32	4	8	5.0	400 - 550	200 - 275	70	32	10.91	20.16
062713009	012233009	40	5	8	5.0	550 - 675	275 - 325	82	37	13.22	20.16
062713011	012233010	48	6	8	6.0	670 - 800	325 - 400	92	42	15.53	20.16
062713013	012233011	64	8	8	6.0	800 - 1000	400 - 500	111	50	20.16	20.16
067874000	012233010 x2	96†	8	12	6.0 x2	1300 - 1600	650 - 800	168	76	32.44	20.16
067876000	012233011 x2	128†	8	16	6.0 x2	1600 - 2200	800 - 1100	209	95	41.69	20.16

* Nozzle or outlet not included. Must be ordered separately.

† Double side-by-side housing. Two air outlet nozzles required. There are no integral flanges on double housing.

Note: All units must be custom ordered. Please call for options and quote.

Features

Easy to Install

Available in three sizes, for either horizontal or vertical mounting. The integral mounting flange meets the needs of most "bolt-on" applications. A wide selection of flexible fittings, clamps and couplings to connect the air cleaner to the engine intake is also available.

Maintenance is Simple

No special skills or tools are required to change the filter. Servicing is quick and clean. The long, effective life of the DynaCell reduces maintenance, a special advantage in remote installations.

SuperClone Pre-Cleaner

For heavy and extra-heavy duty service, the SuperClone Pre-Cleaner is recommended. SuperClone removes most of the airborne dust prior to it reaching the DynaCell filter, extending the systems useful service life.



Three models available:


1. Gravity discharge (for heavy service)
2. Exhaust aspirated
3. Positive pressure aspirated

For applications requiring heavy service, exhaust aspirated or positive pressure aspirated versions are recommended.

DynaCell® Series

Heavy Duty Single and Multi-Stage Air Cleaners

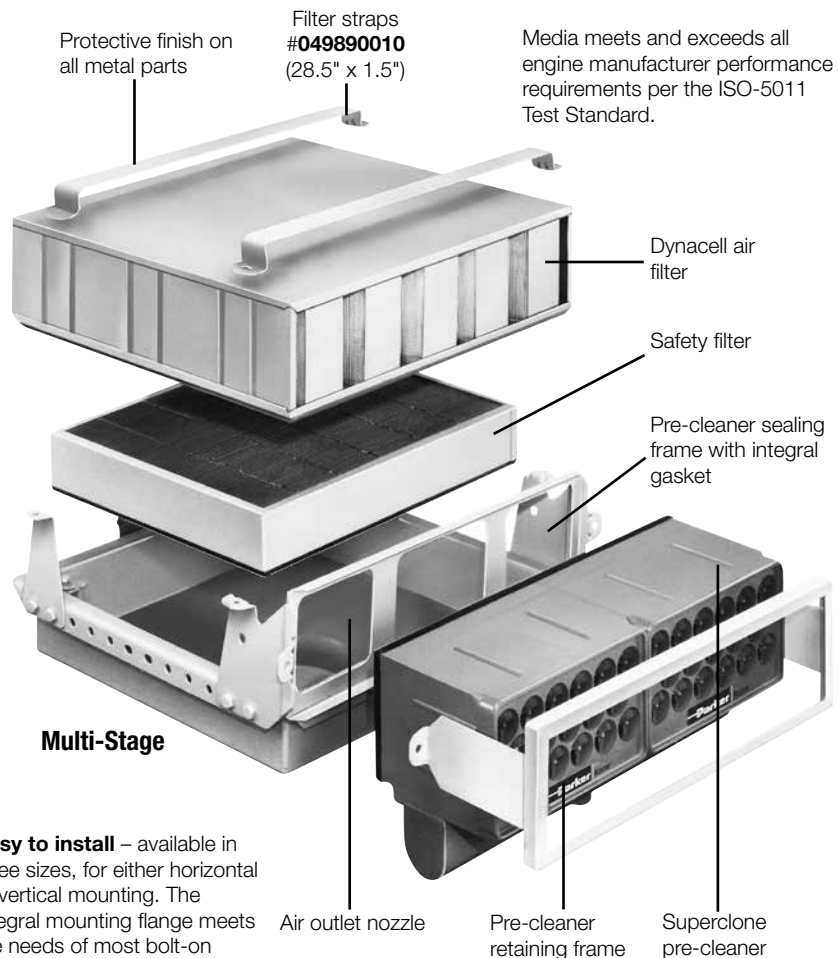
- Designed originally as a low-profile under-hood engine air cleaner for frontal air intake systems on highway trucks, the DynaCell is now used in a variety of applications where a low-profile and high-efficiency are required.



Single-Stage

- Applications include off-highway and logging trucks, agricultural tractors and motor graders, construction, and mining equipment. Severe service applications include large scrapers, rock drills, cranes, shovels, and low-speed track-type tractors.

- Your choice of two-stage or three-stage primary DynaCell filters, SuperClone Precleaners, and a third-stage safety filter is also available. The pleated paper safety filter is housed in a deeper plenum pan than the two-stage model and provides the ultimate protection.

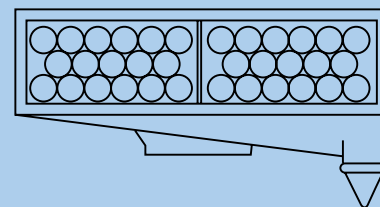


Multi-Stage

Easy to install – available in three sizes, for either horizontal or vertical mounting. The integral mounting flange meets the needs of most bolt-on applications. A wide selection of flexible fittings, clamps, and couplings to connect the air cleaner to the engine intake are also available.

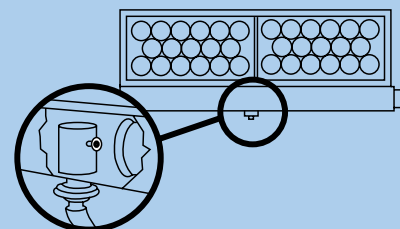
No special tools are required to change the filter. Servicing is quick and clean.

Positive Pressure Drain Systems



Heavy Service Gravity Discharge

The gravity discharge SuperClone is the easiest to install. No additional ducting or pressure lines are required. Media meets and exceeds all engine manufacturer performance requirements per the ISO-5011 Test Standard



Extra-Heavy Service Positive Pressure Aspirated

The positive pressure SuperClone is designed for the heaviest dirt concentrations. Aspirator uses compressed air from engine air intake manifold, air box, or air compressor receiver tank. Air pressures from 4-100 psig are suitable for aspirator and filter media meets and exceeds all engine manufacturer performance requirements per the ISO-5011 Test Standard.

Standard Dynacell (continued on next page)

Part No.	Type	Orientation	Primary Filter	Safety Filter	Outlet Size	Max Flow	Width	Height	Weight
058447000	T-512 Series	Horizontal	049261000	-	5.0 in. (12.7 cm)	600 CFM (17.0 m ³ /min)	11.7 in. (29.7 cm)	8.1 in. (20.6 cm)	19.0 lbs (8.6 kg)
060039000				060236000		550 CFM (15.6 m ³ /min)	11.7 in. (29.7 cm)	9.5 in. (24.1 cm)	25.5 lbs (11.6 kg)
058447000		Vertical		-		600 CFM (17.0 m ³ /min)	8.1 in. (20.6 cm)	11.7 in. (29.7 cm)	19.0 lbs (8.6 kg)
060039000*				060236000		550 CFM (15.6 m ³ /min)	9.5 in. (24.1 cm)	11.7 in. (29.7 cm)	25.5 lbs (11.6 kg)

*For special order call Racor.

Standard Dynacell (continued)

Part No.	Type	Orientation	Primary Filter	Safety Filter	Outlet Size	Max Flow	Width	Height	Weight
060144000	T-519 Series	Horizontal	045800000	-	6.0 in. (15.2 cm)	1,100 CFM (31.1 m ³ /min)	19.2 in. (48.8 cm)	8.6 in. (21.8 cm)	53.0 lbs (24.0 kg)
060237000				1,050 CFM (29.7 m ³ /min)		19.2 in. (48.8 cm)	11.0 in. (27.9 cm)	58.5 lbs (26.5 kg)	
060144000		Vertical		-		1,100 CFM (31.1 m ³ /min)	8.6 in. (21.8 cm)	19.2 in. (48.8 cm)	53.0 lbs (24.0 kg)
060237000				1,050 CFM (29.7 m ³ /min)		11.0 in. (27.9 cm)	19.2 in. (48.8 cm)	58.5 lbs (26.5 kg)	
060146000	T-528 Series	Horizontal	051800000	-	7.0 in. (17.8 cm)	1,600 CFM (45.3 m ³ /min)	28.7 in. (72.9 cm)	8.6 in. (21.8 cm)	72.0 lbs (32.7 kg)
060238000				1,500 CFM (42.5 m ³ /min)		28.7 in. (72.9 cm)	11.0 in. (27.9 cm)	106.0 lbs (48.1 kg)	
060146000		Vertical		-		1,600 CFM (45.3 m ³ /min)	8.6 in. (21.8 cm)	28.7 in. (72.9 cm)	72.0 lbs (32.7 kg)
060238000				1,500 CFM (42.5 m ³ /min)		11.0 in. (27.9 cm)	28.7 in. (72.9 cm)	106.0 lbs (48.1 kg)	

Gravity Discharge Dynacell

066386002	T-512 Series	Horizontal	049261000	-	5.0 in. (12.7 cm)	425 CFM (12.0 m ³ /min)	11.7 in. (29.7 cm)	11.3 in. (28.7 cm)	55.0 lbs (24.9 kg)
066386003				060236000		425 CFM (12.0 m ³ /min)	11.7 in. (29.7 cm)	11.3 in. (28.7 cm)	60.5 lbs (27.4 kg)
066401002*		Vertical		-		425 CFM (12.0 m ³ /min)	11.3 in. (28.7 cm)	11.7 in. (29.7 cm)	55.0 lbs (24.9 kg)
066401003*				060236000		425 CFM (12.0 m ³ /min)	11.3 in. (28.7 cm)	11.7 in. (29.7 cm)	60.5 lbs (27.4 kg)
066386005	T-519 Series	Horizontal	045800000	-	6.0 in. (15.2 cm)	850 CFM (24.1 m ³ /min)	19.2 in. (48.8 cm)	11.2 in. (28.4 cm)	53.0 lbs (24.0 kg)
066386006				060237000		850 CFM (24.1 m ³ /min)	19.2 in. (48.8 cm)	11.2 in. (28.4 cm)	60.5 lbs (27.4 kg)
066401005		Vertical		-		850 CFM (24.1 m ³ /min)	11.2 in. (28.4 cm)	19.2 in. (48.8 cm)	53.0 lbs (24.0 kg)
066401006				060237000		850 CFM (24.1 m ³ /min)	11.2 in. (28.4 cm)	19.2 in. (48.8 cm)	60.5 lbs (27.4 kg)
066386008	T-528 Series	Horizontal	051800000	-	7.0 in. (17.8 cm)	1,275 CFM (36.1 m ³ /min)	28.7 in. (72.9 cm)	11.2 in. (28.4 cm)	72.0 lbs (32.7 kg)
066386009				060238000		1,275 CFM (36.1 m ³ /min)	28.7 in. (72.9 cm)	11.2 in. (28.4 cm)	106.0 lbs (48.1 kg)

Positive Pressure Discharge Dynacell

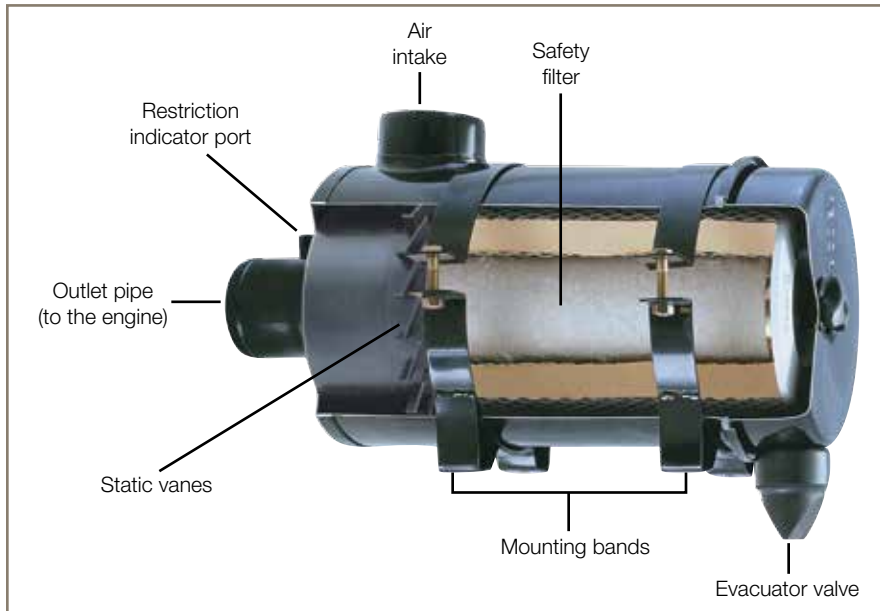
066417002	T-512 Series	Horizontal	049261000	-	5.0 in. (12.7 cm)	640 CFM (18.1 m ³ /min)	11.7 in. (29.7 cm)	8.1 in. (20.6 cm)	55.0 lbs (24.9 kg)
066417003				060236000		640 CFM (18.1 m ³ /min)	11.7 in. (29.7 cm)	9.7 in. (24.6 cm)	60.5 lbs (27.4 kg)
066430002*		Vertical		-		640 CFM (18.1 m ³ /min)	8.1 in. (20.6 cm)	11.7 in. (29.7 cm)	55.0 lbs (24.9 kg)
066430003*				060236000		640 CFM (18.1 m ³ /min)	9.5 in. (24.1 cm)	11.7 in. (29.7 cm)	60.5 lbs (27.4 kg)
066417005	T-519 Series	Horizontal	045800000	-	6.0 in. (15.2 cm)	980 CFM (27.8 m ³ /min)	19.2 in. (48.8 cm)	8.7 in. (22.1 cm)	52.0 lbs (23.6 kg)
066417006				060237000		980 CFM (27.8 m ³ /min)	19.2 in. (48.8 cm)	11.0 in. (27.9 cm)	60.5 lbs (27.4 kg)
066430005*		Vertical		-		980 CFM (27.8 m ³ /min)	8.6 in. (21.8 cm)	19.2 in. (48.8 cm)	52.0 lbs (23.6 kg)
066430006*				060237000		980 CFM (27.8 m ³ /min)	11.0 in. (27.9 cm)	19.2 in. (48.8 cm)	58.5 lbs (26.5 kg)
066417008	T-528 Series	Horizontal	051800000	-	7.0 in. (17.8 cm)	1,470 CFM (41.6 m ³ /min)	28.7 in. (72.9 cm)	8.6 in. (21.8 cm)	72.0 lbs (32.7 kg)
066417009				060238000		1,470 CFM (41.6 m ³ /min)	28.7 in. (72.9 cm)	11.0 in. (27.9 cm)	106.0 lbs (48.1 kg)
066430009*		Vertical		060238000		1,470 CFM (41.6 m ³ /min)	11.0 in. (27.9 cm)	28.7 in. (72.9 cm)	106.0 lbs (48.1 kg)

*For special order call Racor.

AFSF Series

Heavy-Duty Standard Air Filters

For On-Highway and Stationary Applications



Applications

Racor Standard Air Filters are designed to be connected to the air intake of the gasoline or diesel engine.

Applications include:

- Agricultural machinery
- Earth-moving equipment
- Stationary engines and generator sets
- Trucks, buses and recreational vehicles
- Material handling equipment
- Snow removal equipment
- Street sweepers

How they work

Air flows through static vanes (plastic or metal) which causes the air to spin. Centrifugal force separates the heaviest impurities (dust, dirt, insects and other debris) from the air stream. These contaminants are discharged automatically through an integral evacuator valve. Only purified air flows to the air filters (primary and safety stages of filtration).

Model	Airflow Range	Horsepower Range	Weight (with filters)	Length	Diameter	Inlet Size	Outlet Size	Primary Filter	Safety Filter
AFSF4	53 to 159 cfm (1.5 to 4.5 m ³ /min)	30 to 80 HP (22 to 60 KW)	8.4 lbs (3.8 kg)	15.2 in. (38.6 cm)	6.6 in. (16.8 cm)	2.5 in. (6.4 cm)	2.5 in. (6.4 cm)	AR6060	AS6121
AFSF6	159 to 212 cfm (4.5 to 6.0 m ³ /min)	80 to 90 HP (60 to 67 KW)	10.8 lbs (4.9 kg)	16.7 in. (42.4 cm)	7.8 in. (19.8 cm)	3.0 in. (7.6 cm)	2.8 in. (7.1 cm)	AR6122	AS6123
AFSF8	212 to 282 cfm (6.0 to 8.0 m ³ /min)	90 to 120 HP (67 to 90 KW)	11.7 lbs (5.3 kg)	17.5 in. (44.5 cm)	8.5 in. (21.6 cm)	3.0 in. (7.6 cm)	3.0 in. (7.6 cm)	AR6144	AS6180
AFSF12	282 to 423 cfm (8.0 to 12.0 m ³ /min)	120 to 160 HP (90 to 119 KW)	16.5 lbs (7.5 kg)	18.8 in. (47.8 cm)	10.0 in. (25.4 cm)	4.0 in. (10.2 cm)	4.0 in. (10.2 cm)	AR6067	AS6159
AFSF15	423 to 529 cfm (12.0 to 15.0 m ³ /min)	160 to 180 HP (119 to 134 KW)	21.9 lbs (9.9 kg)	19.3 in. (49.0 cm)	10.5 in. (26.7 cm)	4.0 in. (10.2 cm)	4.0 in. (10.2 cm)	AR234401	AS6182
AFSF18	529 to 635 cfm (15.0 to 18.0 m ³ /min)	180 to 210 HP (134 to 157 KW)	27.6 lbs (12.5 kg)	22.0 in. (55.9 cm)	11.4 in. (29.0 cm)	4.5 in. (11.4 cm)	4.0 in. (10.2 cm)	AR6321	AS6320
AFSF20	635 to 706 cfm (18.0 to 20.0 m ³ /min)	210 to 250 HP (157 to 186 KW)	31.1 lbs (14.1 kg)	21.3 in. (54.1 cm)	12.6 in. (32.0 cm)	5.3 in. (13.5 cm)	5.3 in. (13.5 cm)	AR6277	AS6316
AFSF21	706 to 741 cfm (20.0 to 21.0 m ³ /min)	240 to 280 HP (179 to 209 KW)	33.9 lbs (15.4 kg)	24.1 in. (61.2 cm)	12.6 in. (32.0 cm)	5.3 in. (13.5 cm)	5.1 in. (13.0 cm)	AR246501	AS6220
AFSF310	741 to 988 cfm (21.0 to 28.0 m ³ /min)	280 to 320 HP (209 to 239 KW)	40.0 lbs (18.1 kg)	23.5 in. (59.7 cm)	15.4 in. (39.1 cm)	6.0 in. (15.2 cm)	6.0 in. (15.2 cm)	AR6154	AS6221
AFSF430	988 to 1517 cfm (28.0 to 43.0 m ³ /min)	320 to 450 HP (329 to 336 KW)	78.7 lbs (35.7 kg)	28.9 in. (73.4 cm)	18.0 in. (45.7 cm)	6.0 in. (15.2 cm)	6.0 in. (15.2 cm)	AR6324	AS6323

AFCS Series

Heavy-Duty Combination Pre-Cleaners

Applications

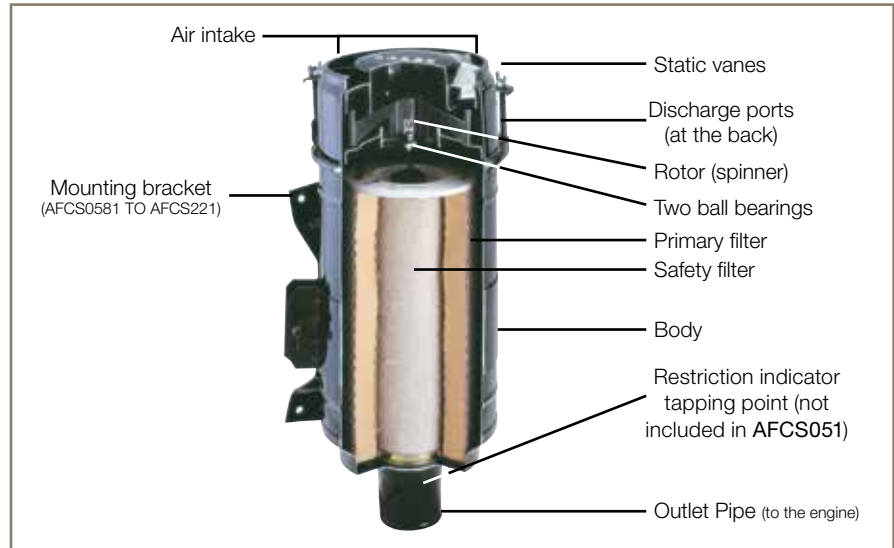
Combination Dynamic Pre-Cleaner/Air Filters are specifically designed to be connected to the air intake of gasoline and diesel engines. The advantages of the systems include their compact size and ease of installation.

Applications include:

- Agricultural machinery
- Earth moving, construction, and mining equipment
- Stationary engines, generator sets
- Trucks, off-road pick-ups
- Material handling equipment
- Snow removal equipment
- Street sweepers

Features and Benefits


- Pre-Cleaners remove up to 90% of impurities
- Reduces down time
- Prolongs engine, filter, and turbocharger life
- Saves on fuel costs
- Safety filter is standard in most models



Model	Airflow Range	Horsepower Range	Weight (with filters)	Length	Diameter	Outlet Size	Primary Filter	Safety Filter
AFCS021	53 to 88 cfm (1.5 to 2.5 m ³ /min)	50 HP (37 KW)	5.7 lbs (2.6 kg)	13.2 in. (33.5 cm)	6.2 in. (15.7 cm)	1.6 in. (4.1 cm)	E028	N/A
AFCS031	88 to 124 cfm (2.5 to 3.5 m ³ /min)	70 HP (52 KW)	7.3 lbs (3.3 kg)	14.6 in. (37.1 cm)	6.7 in. (17.0 cm)	2.3 in. (5.8 cm)	AR6322	N/A
AFCS051	53 to 124 cfm (1.5 to 3.5 m ³ /min)	30 to 70 HP (22 to 52 KW)	8.6 lbs (3.9 kg)	15.0 in. (38.1 cm)	7.4 in. (18.8 cm)	2.5 in. (6.4 cm)	AR6322	N/A
AFCS071	124 to 159 cfm (3.5 to 4.5 m ³ /min)	50 to 70 HP (37 to 52 KW)	10.4 lbs (4.7 kg)	19.3 in. (49.0 cm)	7.4 in. (18.8 cm)	2.5 in. (6.4 cm)	AR6060	AS6121
AFCS081	159 to 212 cfm (4.5 to 6.0 m ³ /min)	70 to 80 HP (52 to 60 KW)	12.7 lbs (5.8 kg)	20.5 in. (52.1 cm)	8.0 in. (20.3 cm)	2.8 in. (7.1 cm)	AR6122	AS6123
AFCS121	212 to 282 cfm (6.0 to 8.0 m ³ /min)	80 to 110 HP (60 to 82 KW)	16.5 lbs (7.5 kg)	22.2 in. (56.4 cm)	9.1 in. (23.1 cm)	3.0 in. (7.6 cm)	AR6144	AS6180
AFCS181	282 to 423 cfm (8.0 to 12.0 m ³ /min)	110 to 150 HP (82 to 112 KW)	20.3 lbs (9.2 kg)	24.3 in. (61.7 cm)	10.0 in. (25.4 cm)	4.0 in. (10.2 cm)	AR6067	AS6159
AFCS221	423 to 529 cfm (12.0 to 15.0 m ³ /min)	150 to 180 HP (112 to 135 KW)	24.2 lbs (11.0 kg)	25.5 in. (64.8 cm)	11.3 in. (28.7 cm)	4.0 in. (10.2 cm)	AR234401	AS6182
AFCS251	529 to 706 cfm (15.0 to 20.0 m ³ /min)	180 to 240 HP (135 to 179 KW)	30.0 lbs (13.6 kg)	28.1 in. (71.4 cm)	13.3 in. (33.8 cm)	5.3 in. (13.5 cm)	AR6277	AS6316
AFCS261	706 to 741 cfm (20.0 to 21.0 m ³ /min)	200 to 260 HP (149 to 194 KW)	31.9 lbs (14.5 kg)	30.7 in. (78.0 cm)	13.3 in. (33.8 cm)	5.1 in. (13.0 cm)	AR246501	AS6220
AFCS311	741 to 988 cfm (21.0 to 28.0 m ³ /min)	260 to 320 HP (194 to 239 KW)	36.8 lbs (16.7 kg)	30.6 in. (77.7 cm)	14.5 in. (36.8 cm)	6.0 in. (15.2 cm)	AR6154	AS6221
AFCS351	988 to 1235 cfm (28.0 to 35.0 m ³ /min)	320 to 380 HP (239 to 283 KW)	49.3 lbs (22.4 kg)	30.6 in. (77.7 cm)	16.1 in. (40.9 cm)	6.0 in. (15.2 cm)	AR2201	AS2207
AFCS431	1235 to 1517 cfm (35.0 to 43.0 m ³ /min)	450 HP (336 KW)	65.2 lbs (29.6 kg)	37.3 in. (94.7 cm)	18.4 in. (46.7 cm)	6.0 in. (15.2 cm)	AR6324	AS6323

AFAP Series

Heavy-Duty Off-Highway Air Pre-Cleaners For Agriculture, Construction and Stationary Applications



How they work

Engine Air Pre-Cleaners are usually installed in place of the rain cap, dust bowl, or aspirated pre-cleaner (exhaust system). In some applications, they can be mounted directly to the air cleaner.

Air enters the system through a pre-screen that removes large debris. It then flows through static vanes causing the air to spin. As the air spins, centrifugal force separates dust, dirt, insects, rain, and snow from the air stream. The swirling air drives a high velocity rotor that acts as a blower evacuating contaminants through special discharge ports at the bottom or in the side of the unit. Only purified air flows to the air filters.

Applications include:

- Earth moving, construction, and mining equipment
- Pumping plants
- Generator sets
- Snow removal equipment
- Street sweepers

Model	Flow Rate	Horsepower Range	Weight (with filters)	Height	Diameter	Outlet Size
AFAP083	53 to 124 cfm (1.5 to 3.5 m ³ /min)	30 to 60 HP (22 to 45 KW)	3.40 lbs (1.6 kg)	7.7 in. (19.6 cm)	7.4 in. (18.8 cm)	3.0"-2.8"-2.5" (7.6-7.1-6.3 cm)
AFAP414	124 to 247 cfm (3.5 to 7.0 m ³ /min)	60 to 120 HP (45 to 89 KW)	5.80 lbs (2.7 kg)	12.8 in. (32.5 cm)	8.7 in. (22.1 cm)	3.3"-3.0"-2.8"-2.5" (8.4-7.6-7.1-6.3 cm)
AFAP415	124 to 247 cfm (3.5 to 7.0 m ³ /min)	60 to 120 HP (45 to 89 KW)	6.30 lbs (2.9 kg)	13.7 in. (34.8 cm)	8.7 in. (22.1 cm)	4.0"-3.8"-3.5"-3.3" (10.2-9.7-8.9-8.4 cm)
AFAP818	247 to 388 cfm (7.0 to 11.0 m ³ /min)	120 to 160 HP (89 to 119 KW)	7.70 lbs (3.5 kg)	13.5 in. (34.3 cm)	10.8 in. (27.4 cm)	3.3"-3.0"-2.8"-2.5" (8.4-7.6-7.1-6.3 cm)
AFAP819	247 to 388 cfm (7.0 to 11.0 m ³ /min)	120 to 160 HP (89 to 119 KW)	7.80 lbs (3.6 kg)	14.0 in. (35.6 cm)	10.8 in. (27.4 cm)	4.0"-3.8"-3.5"-3.3" (10.2-9.7-8.9-8.4 cm)
AFAP820	247 to 388 cfm (7.0 to 11.0 m ³ /min)	120 to 160 HP (89 to 119 KW)	8.15 lbs (3.7 kg)	13.9 in. (35.3 cm)	10.8 in. (27.1 cm)	4.5"-4.3"-4.0"-3.8" (11.4-10.9-10.2-9.5 cm)
AFAP919	388 to 530 cfm (11.0 to 15.0 m ³ /min)	160 to 220 HP (119 to 164 KW)	9.70 lbs (4.4 kg)	14.0 in. (35.6 cm)	12.4 in. (31.6 cm)	4.5"-4.3"-4.0"-3.8" (11.4-10.9-10.2-9.5 cm)
AFAP920	388 to 530 cfm (11.0 to 15.0 m ³ /min)	160 to 220 HP (119 to 164 KW)	10.10 lbs (4.6 kg)	14.6 in. (37.1 cm)	12.4 in. (31.5 cm)	5.3"-5.0"-4.8"-4.5" (13.5-12.7-12.2-11.4 cm)
AFAP183	530 to 776 cfm (15.0 to 22.0 m ³ /min)	220 to 300 HP (164 to 225 KW)	12.7 lbs (5.8 kg)	16.1 in. (40.9 cm)	13.9 in. (35.3 cm)	5.3"-5.0"-4.8"-4.5" (13.5-12.7-12.2-11.4 cm)
AFAP184	530 to 776 cfm (15.0 to 22.0 m ³ /min)	220 to 300 HP (165 to 224 KW)	12.8 lbs (5.8 kg)	16.1 in. (40.9 cm)	13.9 in. (35.3 cm)	6.0"-5.5"-5.3"-5.0" (15.2-14.0-13.5-12.7 cm)
AFAP400	776 to 1059 cfm (22.0 to 30.0 m ³ /min)	300 to 400 HP (224 to 298 KW)	16.5 lbs (7.5 kg)	18.1 in. (46.0 cm)	16.7 in. (42.4 cm)	6.0"-5.5"-5.3"-5.0" (15.2-14.0-13.5-12.7 cm)
AFAP401	776 to 1059 cfm (22.0 to 30.0 m ³ /min)	300 to 400 HP (224 to 298 KW)	16.1 lbs (7.3 kg)	18.1 in. (46.0 cm)	16.7 in. (42.4 cm)	7.0"-6.8"-6.5"-6.3" (17.8-17.3-16.5-16.0 cm)
AFAP500	1059 to 1411 cfm (30.0 to 40.0 m ³ /min)	400 to 550 HP (298 to 410 KW)	20.9 lbs (9.5 kg)	18.5 in. (47.0 cm)	18.9 in. (48.0 cm)	7.0"-6.8"-6.5"-6.3" (17.8-17.3-16.5-16.0 cm)

AFHP Series

Heavy-Duty On-Highway Pre-Cleaners

For Mobile Equipment Applications



Applications:


Racor Engine Air Pre-Cleaners are designed to be mounted on or connected to the air filter intake of a gasoline or diesel engine air cleaner.

Applications include:

- All fast-moving mobile equipment such as trucks, buses, and recreational vehicles.

Features and Benefits


- Removes up to 80% of impurities from intake air before the air enters the filters.
- The bottom-intake air entry design eliminates the opportunity for water intrusion during high-speed and stationary operation.
- Easy to install. Three plastic outlet reduction sleeves are provided with each assembly.



Model	Airflow Range	Horsepower Range	Weight (with filters)	Height	Diameter	Outlet Size	Outlet Reducer Size
AFHP21	53 cfm (1.5 m ³ /min)	30 HP (22 KW)	1.3 lbs (0.6 kg)	4.0 in. (10.2 cm)	5.2 in. (3.2 cm)	2.0 in. (5.1 cm)	2.0" (5.1 cm)
AFHP31	53 to 124 cfm (1.5 to 3.5 m ³ /min)	30 to 60 HP (22 to 45 KW)	2.4 lbs (1.1 kg)	6.1 in. (15.5 cm)	7.0 in. (17.8 cm)	3.0 in. (7.6 cm)	2.8"-2.5" (7.1-6.4 cm)
AFHP41	124 to 247 cfm (3.5 to 7.0 m ³ /min)	60 to 120 HP (45 to 89 KW)	3.4 lbs (1.5 kg)	7.0 in. (17.8 cm)	7.8 in. (19.8 cm)	3.0 in. (7.6 cm)	2.5"-2.8" (6.4 -7.1 cm)
AFHP42	124 to 247 cfm (3.5 to 7.0 m ³ /min)	60 to 120 HP (45 to 89 KW)	3.5 lbs (1.6 kg)	7.0 in. (17.8 cm)	7.8 in. (19.8 cm)	4.0 in. (10.2 cm)	3.8"-3.5"-3.3" (9.7-8.9-8.4 cm)
AFHP81	247 to 388 cfm (7.0 to 11.0 m ³ /min)	120 to 160 HP (89 to 119 KW)	4.2 lbs (1.9 kg)	7.8 in. (19.8 cm)	9.6 in. (24.4 cm)	3.3 in. (8.4 cm)	3.0"-2.8"-2.5" (7.6-7.1-6.4 cm)
AFHP82	247 to 388 cfm (7.0 to 11.0 m ³ /min)	120 to 160 HP (89 to 119 KW)	4.3 lbs (2.0 kg)	7.8 in. (19.8 cm)	9.6 in. (24.4 cm)	4.0 in. (10.2 cm)	3.8"-3.5"-3.3" (9.7-8.9-8.4 cm)
AFHP83	247 to 388 cfm (7.0 to 11.0 m ³ /min)	120 to 160 HP (89 to 119 KW)	4.4 lbs (2.0 kg)	7.8 in. (19.8 cm)	9.6 in. (24.4 cm)	4.5 in. (11.4 cm)	4.3"-4.0"-3.8" (10.9-10.2-9.7cm)
AFHP91	388 to 530 cfm (11.0 to 15.0 m ³ /min)	160 to 220 HP (119 to 164 KW)	5.2 lbs (2.4 kg)	8.2 in. (20.8 cm)	11.0 in. (27.9 cm)	4.5 in. (11.4 cm)	4.3"-4.0"-3.8" (1.9-10.2-9.7 cm)
AFHP92	388 to 530 cfm (11.0 to 15.0 m ³ /min)	220 to 300 HP (164 to 224 KW)	5.5 lbs (2.5 kg)	8.2 in. (20.8 cm)	11.0 in. (27.9 cm)	5.3 in. (13.5 cm)	5.0"-4.8"-4.5" (12.7-12.2-11.4 cm)
AFHP111	530 to 776 cfm (15.0 to 22.0 m ³ /min)	220 to 300 HP (164 to 224 KW)	6.5 lbs (2.9 kg)	8.4 in. (21.3 cm)	12.2 in. (31.0 cm)	5.3 in. (13.5 cm)	5.0"-4.8"-4.5" (12.7-12.2-11.4 cm)
AFHP112	530 to 776 cfm (15.0 to 22.0 m ³ /min)	220 to 300 HP (164 to 224 KW)	6.6 lbs (3.0 kg)	8.4 in. (21.3 cm)	12.2 in. (31.0 cm)	6.0 in. (15.2 cm)	5.5"-5.3"-5.0" (14.0-13.5-12.7 cm)
AFHP211	776 to 1059 cfm (22.0 to 30.0 m ³ /min)	300 to 400 HP (224 to 298 KW)	8.4 lbs (3.8 kg)	9.1 in. (23.1 cm)	14.1 in. (35.8 cm)	6.0 in. (15.2 cm)	5.5"-5.3"-5.0" (14.0-13.5-12.7 cm)
AFHP212	776 to 1059 cfm (22.0 to 30.0 m ³ /min)	300 to 400 HP (224 to 298 KW)	8.8 lbs (4.0 kg)	9.1 in. (23.1 cm)	14.1 in. (35.8 cm)	7.0 in. (17.8 cm)	6.8"-6.5"-6.3" (17.3-16.5-16.0 cm)
AFHP411	1059 to 1411 cfm (30.0 to 40.0 m ³ /min)	400 to 550 HP (298 to 410 KW)	12.0 lbs (5.4 kg)	10.4 in. (26.4 cm)	17.1 in. (43.4 cm)	7.0 in. (17.8 cm)	6.8"-6.5"-6.3" (17.3-16.5-16.0 cm)
AFHP412	1059 to 1411 cfm (30.0 to 40.0 m ³ /min)	400 to 550 HP (298 to 410 KW)	12.4 lbs (5.6 kg)	10.4 in. (26.4 cm)	17.1 in. (43.4 cm)	8.0 in. (20.3 cm)	8.0" (20.3 cm)

AFUP Series

On-Highway/Off-Highway Air Pre-Cleaners
For Under-Hood Applications



How they work

Racor Under-Hood Engine Air Pre-Cleaners can be remote-mounted or attached directly to the air cleaner eliminating the need for an external air intake.

- **No exterior vehicle modification for intake air.**
- **High air flow, low differential design.**



Model	Airflow Range	Horsepower Range	Weight (with filters)	Height	Diameter	Outlet Size
AFUP006 ¹	53 to 141 cfm (1.5 to 4.0 m ³ /min)	30 to 60 HP (22 to 45 KW)	1.8 lbs (0.8 kg)	4.6 in. (11.7 cm)	5.6 in. (14.2 cm)	2.5" O.D. (6.4 cm)
AFUP007	141 to 176 cfm (4.0 to 5.0 m ³ /min)	60 to 70 HP (45 to 52 KW)	2.9 lbs (1.3 kg)	6.6 in. (15.7 cm)	7.1 in. (18.0 cm)	3.0"-2.8"-2.5" (I.D.) (7.6-7.1-6.4 cm)
AFUP021	176 to 282 cfm (5.0 to 8.0 m ³ /min)	70 to 100 HP (52 to 75 KW)	3.5 lbs (1.6 kg)	5.8 in. (14.7 cm)	7.9 in. (20.1 cm)	3.3"-3.0"-2.8"-2.5" (8.4-7.6-7.1-6.4 cm)
AFUP041	282 to 423 cfm (8.0 to 12.0 m ³ /min)	100 to 140 HP (75 to 104 KW)	4.3 lbs (2.0 kg)	7.1 in. (18.0 cm)	8.9 in. (22.6 cm)	4.0"-3.8"-3.5"-3.3" (10.2-9.7-8.9-8.4 cm)
AFUP061	423 to 635 cfm (12.0 to 18.0 m ³ /min)	140 to 200 HP (104 to 149 KW)	5.0 lbs (2.3 kg)	7.6 in. (19.3 cm)	9.4 in. (23.9 cm)	5.3"-5.0"-4.8"-4.5" (I.D.) (13.5-12.7-12.2-11.4 cm)
AFUP091	635 to 741 cfm (18.0 to 21.0 m ³ /min)	200 to 300 HP (149 to 224 KW)	6.6 lbs (3.0 kg)	8.4 in. (21.3 cm)	11.0 in. (27.9 cm)	5.3"-5.0"-4.8"-4.5" I.D. (13.5-12.7-12.2-11.4 cm)
AFUP131	741 to 988 cfm (21.0 to 28.0 m ³ /min)	300 to 350 HP (224 to 261 KW)	8.7 lbs (3.9 kg)	9.6 in. (24.4 cm)	13.0 in. (33.0 cm)	6.0"-5.5"-5.3"-5.0" I.D. (15.2-14.0-13.5-12.7 cm)

¹Does not include outlet reducing sleeves or rings.

Spinaire Series


Engine Air Precleaners

Spinaire Precleaners

Racor Engine Air Precleaners are designed to be mounted on or connected to the air filter intake of a gasoline or diesel engine air cleaner. Their applications include all on highway and industrial equipment such as agricultural machinery; earth moving, construction and mining equipment; Concrete mixers, Yard tractors; pumping plants; generator sets; material handling equipment; snow removal equipment and street sweepers.

Product Features

- Works for a wide range of applications and flow rates.
- Steel housing, black powder coat.
- High air flow, low restriction design.
- Self-powered and self-cleaning
- Virtually no maintenance



Product Information and Specifications

Racor Spinaire series precleaners are designed to be mounted on or connected to the air filter intake of a gasoline or diesel engine. Applications include all slow moving and industrial equipment such as agricultural machinery, earth moving, construction, mining equipment, pumping plants, generator sets, material handling equipment, snow removal equipment, and street sweepers.

Features and Benefits

Removes up to 90% of impurities from intake air before the air enters the filter. Extends engine air filter life and reduces equipment down time. Also prolongs engine and turbocharger life and saves on fuel costs.

Flow rates from 300 to 1850 CFM, steel housing, black powder coating, and low differential design for a wide range of applications. Spinaire series precleaners are self-powered and self-cleaning, requiring no electrical or exhaust gas power to dispose of separated particles. It requires virtually no maintenance and should be inspected occasionally to insure that no foreign material has plugged intake or exhaust port areas.

Part No.	Air Outlet ID		Maximum Airflow		Dimensions				Weight	
	C		CFM	m ³ /min	in.		cm		lbs	kg
	in.	cm			A	B	A	B		
123583440	4.0	10.2	300	8.5	4.8	8.3	12.2	21.1	5.0	2.3
123583550	5.0	12.7	520	14.7	7.1	10.6	18.0	26.9	8.0	3.6
123583665	6.0	15.2	580	16.4	7.1	10.6	18.0	26.9	8.0	3.6
123583660	6.0	15.2	740	21.0	7.1	12.3	18.0	31.2	9.0	4.1
123583770	7.0	17.8	1190	33.7	7.3	14.1	18.5	35.8	11.0	5.0
123583771*	7.0	17.8	1190	33.7	7.3	14.1	18.5	35.8	11.0	5.0
123583990*	9.0	22.9	1850	52.4	8.1	17.1	20.3	43.4	14.0	6.4
123583991	9.0	22.9	1850	52.4	8.1	17.1	20.3	43.4	14.0	6.4

*NOTE: All precleaners are black powder coated. Model 123583990 and 123583771 are polished aluminum.

EACP Series

Composite Dynamic Air Precleaners



EACP Series

Equipment operated in dusty environments require more periodic maintenance and experience more down time. The filter in the air cleaner requires more frequent replacement as the level of dust increases. A plugged filter reduces power, fuel economy, and engine component life. Racor composite dynamic air precleaners dramatically increase the life of the air filter, reduce overall intake system restriction, increase equipment productivity, reduce downtime, and save money.

Product Features

- High efficiency
- Light weight
- Durable
- Rust/corrosion resistant
- UV Resistant
- Sealed bearings
- No maintenance
- Limited Lifetime Warranty

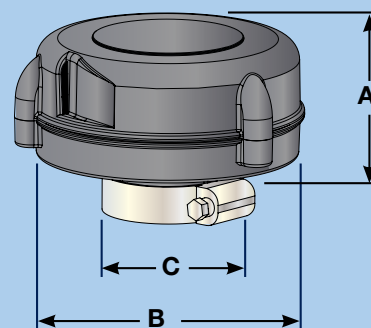
Product Information and Specifications

Racor composite dynamic air precleaners separate solid dust and debris from the air stream before they reach the main air cleaner. They are installed in place of the rain cap, dust bowl, or aspirated precleaner (exhaust system). In some applications, they can be mounted directly to the air cleaner. Air enters through static vanes at the bottom periphery of the precleaner causing the air to spin and drive a high velocity rotor, which in turn acts as a blower that centrifugally forces dust, dirt, insects, water, and snow through a discharge port. Pre-cleaned air then flows through the outlet to the main air cleaner system

and extend the life of the primary air filter from 5 to over 12 times, greatly increasing the air cleaner service interval, reducing operating cost, and increasing equipment uptime.

Racor Composite Precleaners range in size to fit intakes from 1 1/2" to 6" diameter to handle air flows from 3 to 1100 CFM. They have been independently tested and proven superior. Racor Composite Precleaners are constructed with specially formulated materials to withstand heat, cold, vibration, UV Radiation, and impact.

Dimensions



Part No.	Air Outlet ID		Airflow				Dimensions				Weight	
	C		cfm		m ³ /min		in.		cm		lbs	kg
	in.	cm	Min	Max	Min	Max	A	B	A	B		
EACP61508	1.5	3.8	3	20	0.08	0.6	2.3	3.6	5.8	9.1	0.42	0.19
EACP61511	2.0	5.1	20	100	0.57	4.3	3.0	4.8	7.6	12.2	0.55	0.25
EACP61513	3.0	7.6	75	250	2.1	7.1	4.0	6.9	10.1	17.5	1.5	0.68
EACP61515	4.0	10.1	150	465	4.3	13.2	5.3	9.4	13.5	23.9	2.83	1.28
EACP61521	4.5	11.4	250	600	7.1	17.0	7.0	10.8	17.8	27.4	3.7	1.68
EACP61523	5.0	12.7	250	600	7.1	17.0	7.0	10.8	17.8	27.4	3.7	1.68
EACP61519	6.0	15.2	250	600	7.1	17.0	7.0	10.8	17.8	27.4	3.7	1.68
EACP61517	6.0	15.2	350	1100	9.9	31.1	6.6	12.0	16.8	30.5	5.67	2.57

EAVLR Series

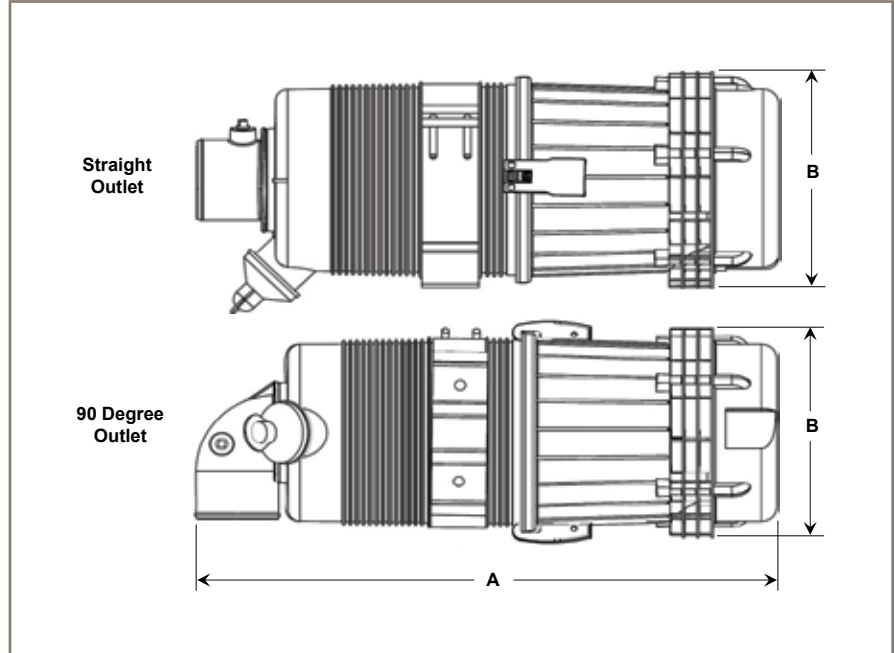
The VLR incorporates a proven dynamic precleaner and additional static precleaning action into a dual filter canister. They are available with straight or 90 degree outlet, a primary filter only, or with primary and safety filter. They can be mounted horizontally or vertically and rotated in any direction, as long as the dust evacuator valve is pointed downward.

Features

- High efficiency and dust holding capacity
- Durable high strength polymer composite construction
- Rust and corrosion resistant
- UV resistant
- Industry standard radial seal filter
- Intake flow rates from 50 to 700 cfm

EAVLR Series

Composite Very Low Restriction Heavy Duty Air Cleaners



Part No.	Outlet Type	Safety Element	Initial Restriction						Outlet OD		A		B	
			6 in. H ₂ O		8 in. H ₂ O		10 in. H ₂ O		in.	cm	in.	cm	in.	cm
			cfm	m ³ /min	cfm	m ³ /min	cfm	m ³ /min						
EAVLR68193S	Straight	No	85	2.4	102	2.9	119	3.4	1.8	4.6	13.3	33.8	5.4	13.7
EAVLR68193S2	Straight	Yes	66	1.9	78	2.2	88	2.5	1.8	4.6	13.3	33.8	5.4	13.7
EAVLR68193	90°	No	74	2.1	88	2.5	98	2.8	1.8	4.6	12.6	32.0	5.4	13.7
EAVLR68193-2	90°	Yes	58	1.6	68	1.9	88	2.5	1.8	4.6	12.6	32.0	5.4	13.7
EAVLR68194	Straight	No	100	2.8	115	3.3	132	3.7	2.0	5.1	19.8	50.3	6.3	16.0
EAVLR68199S	Straight	Yes	85	2.4	100	2.8	114	3.2	2.0	5.1	19.8	50.3	6.3	16.0
EAVLR68190	90°	No	82	2.3	95	2.7	105	3.0	2.0	5.1	18.5	47.0	6.3	16.0
EAVLR68199	90°	Yes	75	2.1	88	2.5	97	2.7	2.0	5.1	18.5	47.0	6.3	16.0
EAVLR68197S	Straight	No	178	5.0	200	5.7	230	6.5	2.5	6.4	21.0	53.3	6.3	16.0
EAVLR68197S2*	Straight	Yes	162	4.6	188	5.3	212	6.0	2.5	6.4	21.0	53.3	6.3	16.0
EAVLR68197	90°	No	145	4.1	170	4.8	188	5.3	2.5	6.4	20.6	52.3	6.3	16.0
EAVLR68197-2*	90°	Yes	138	3.9	161	4.6	181	5.1	2.5	6.4	20.6	52.3	6.3	16.0
EAVLR68195S1*	Straight	No	182	5.2	214	6.1	238	6.7	3.0	7.6	20.4	51.8	8.2	20.8
EAVLR68195S	Straight	Yes	166	4.7	194	5.5	222	6.3	3.0	7.6	20.4	51.8	8.2	20.8
EAVLR68195-1*	90°	No	160	4.5	185	5.2	209	5.9	3.0	7.6	21.0	53.3	8.2	20.8
EAVLR68195	90°	Yes	150	4.2	177	5.0	194	5.5	3.0	7.6	21.0	53.3	8.2	20.8
EAVLR68191	Straight	No	310	8.8	360	10.2	410	11.6	4.0	10.2	17.8	45.2	10.0	25.4
EAVLR68198-1	Straight	No	510	14.4	580	16.4	670	19.0	5.0	12.7	32.0	81.3	14.3	36.3
EAVLR68189-2*	Straight	Yes	475	13.5	550	15.6	625	17.7	5.0	12.7	32.0	81.3	14.3	36.3
EAVLR68198	Straight	No	520	14.7	650	18.4	730	20.7	6.0	15.2	32.0	81.3	14.3	36.3
EAVLR68196-3*	Straight	Yes	510	14.4	600	17.0	675	19.1	6.0	15.2	32.0	81.3	14.3	36.3

*For special order call Racor.

EAVLR Replacement Filters

Composite Very Low Restriction Heavy Duty Air Cleaners



Part No.	Primary	Safety
EAVLR68193S	EAPE68300	N/A
EAVLR68193S2	EAPE68300	EASE68340
EAVLR68193	EAPE68300	N/A
EAVLR68193-2	EAPE68300	EASE68340
EAVLR68194	EAPE68310	N/A
EAVLR68199S	EAPE68310	EASE68350
EAVLR68190	EAPE68310	N/A
EAVLR68199	EAPE68310	EASE68350
EAVLR68197S	EAPE68320	N/A
EAVLR68197S2*	EAPE68320	EASE68360
EAVLR68197	EAPE68320	N/A
EAVLR68197-2*	EAPE68320	EASE68360
EAVLR68195S1	EAPE68320	EASE68360
EAVLR68195S	EAPE68320	EASE68360
EAVLR68195-1*	EAPE68320	N/A
EAVLR68195	EAPE68320	EASE68360
EAVLR68191	EAPE68191*	N/A
EAVLR68198-1	EAPE68410-1*	N/A
EAVLR68189-2*	EAPE68410-1*	EASE68410-2*
EAVLR68198	EAPE68410-1*	N/A
EAVLR68196-3*	EAPE68410-1*	EASE68410-2*

*For special order call Racor.

EAF Series

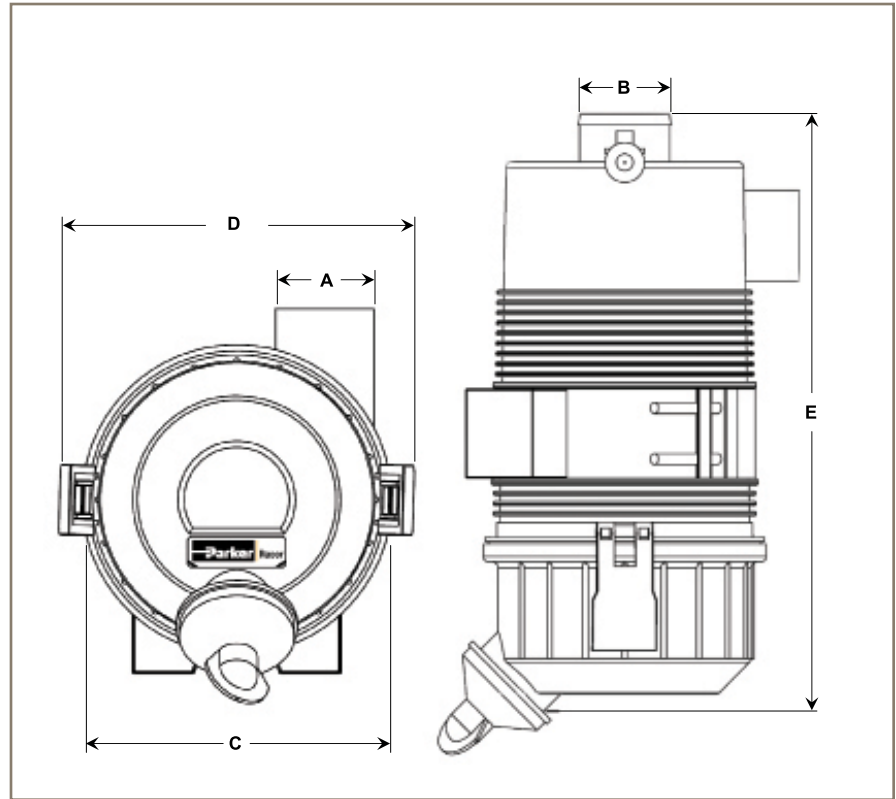
Heavy duty equipment requires heavy duty engine air intake filtration. Heavy duty composite air cleaners are designed and built to meet the requirements for gasoline and diesel powered agricultural, construction, turf care, forestry, and mining equipment. Designed for high dust environments with excessive vibration and extreme temperatures. Composite air cleaners are the economical choice for your heavy duty applications.

Features

- High efficiency dust holding capacity
- UV resistant high-strength polymer composite
- Tool-less service
- Working temperature -40°C to 100°C (-40°F to 212°F)
- Industry standard radial seal filter
- Mounted vertically or horizontally
- Spring loaded mounting bracket
- Dual position restriction indicator port mounting

EAF Series

Composite Heavy Duty Air Cleaners



Part No.	Safety Element	Flow Rate at Initial Restriction						A		B		C		D		E	
		6 in. H ₂ O		8 in. H ₂ O		10 in. H ₂ O		O.D. Inlet	O.D. Outlet	O.D. Inlet	O.D. Outlet						
		cfm	m ³ /min	cfm	m ³ /min	cfm	m ³ /min	in.	cm	in.	cm	in.	cm	in.	cm	in.	cm
EAF68110	No	75	2.1	90	2.5	105	3.0	2.0	5.1	1.8	4.6	4.8	12.2	6.1	15.5	9.0	22.9
EAF68111	Yes	65	1.8	75	2.1	85	2.4	2.0	5.1	1.8	4.6	4.8	12.2	6.1	15.5	9.0	22.9
EAF68120	No	100	2.8	115	3.3	130	3.7	2.0	5.1	2.0	5.1	5.8	14.7	7.1	18.0	13.4	34.0
EAF68130	Yes	90	2.5	105	3.0	115	3.3	2.0	5.1	2.0	5.1	5.8	14.7	7.1	18.0	13.4	34.0
EAF68132	No	150	4.2	175	5.0	195	5.5	2.5	6.4	2.5	6.4	6.9	17.5	8.2	20.8	14.1	35.8
EAF68133	Yes	145	4.1	165	4.7	185	5.2	2.5	6.4	2.5	6.4	6.9	17.5	8.2	20.8	14.1	35.8
EAF68140	No	160	4.5	190	5.4	210	5.9	3.0	7.6	3.0	7.6	7.2	18.3	8.6	21.8	14.6	37.1
EAF68150	Yes	150	4.2	170	4.8	190	5.4	3.0	7.6	3.0	7.6	7.2	18.3	8.6	21.8	14.6	37.1
EAF68160	No	250	7.1	290	8.2	325	9.2	3.8	9.7	3.5	8.9	8.4	21.3	9.7	24.6	15.6	39.6
EAF68170	Yes	225	6.4	260	7.4	280	7.9	3.8	9.7	3.5	8.9	8.4	21.3	9.7	24.6	15.6	39.6
EAF68175	No	375	10.6	425	12.0	475	13.5	4.5	11.4	4.0	10.2	10.6	26.9	11.9	30.2	19.1	48.5
EAF68175-1	Yes	325	9.2	375	10.6	425	12.0	4.5	11.4	4.0	10.2	10.6	26.9	11.9	30.2	19.1	48.5
EAF68178	No	600	17.0	685	19.4	770	21.8	6.0	15.2	5.0	12.7	12.2	31.0	13.5	34.3	22.0	55.9
EAF68179	Yes	500	14.2	565	16.0	630	17.8	6.0	15.2	5.0	12.7	12.2	31.0	13.5	34.3	22.0	55.9
EAF68182	No	800	22.7	910	25.8	1060	30.0	7.0	17.8	6.0	15.2	15.5	39.4	16.8	42.7	21.5	54.6
EAF68185	Yes	710	20.1	830	23.5	960	27.2	7.0	17.8	6.0	15.2	15.5	39.4	16.8	42.7	21.5	54.6

EAF Series Air Cleaner

Replacement Filter Guide



Part No.	Primary	Safety
EAF68110	EAPE68300	N/A
EAF68111	EAPE68300	EASE68340
EAF68120	EAPE68310	N/A
EAF68130	EAPE68310	EASE68350
EAF68132	EAPE68315	N/A
EAF68133	EAPE68315	EASE68355
EAF68140	EAPE68320	N/A
EAF68150	EAPE68320	EASE68360
EAF68160	EAPE68330	N/A
EAF68170	EAPE68330	EASE68370
EAF68175	EAPE68332	N/A
EAF68175-1	EAPE68332	EASE68372
EAF68178	EAPE68630	N/A
EAF68179	EAPE68630	EASE68631



EA Series Air Filters

Replacement Filters

EA Series Replacement Filters

The most important components of any heavy duty air cleaner are the primary and secondary filter. Without a high quality replacement filter, the air cleaner cannot perform the job it is designed to do. Racor replacement filters for the EA and EAVLR air cleaners are designed and manufactured with the highest quality materials, including high efficiency, high capacity filter media, and reliable, durable urethane end caps.

Features:

- High Efficiency media
- Industry standard radial seal design
- Urethane encapsulation
- High dust holding capacity



Product Information and Specifications

Racor introduces a line of replacement air filters for its EA and EAVLR series air cleaners. These primary and safety filters are high efficiency urethane radial seal filters

designed to perform at the highest level to protect your investment. They are also direct replacements for common air cleaner designs from other filter manufacturers.

Part No.		Engine		Donaldson		Baldwin		Fleetguard		Luberfiner	
Primary	Safety	Primary	Safety	Primary	Safety	Primary	Safety	Primary	Safety	Primary	Safety
EAPE68300	EASE68340	2s-E1	2s-E2	P822686	P535396	RS3715	RS3930	AF25538	N/A	LAF8388	LAF22056
		68300	68340								
EAPE68310	EASE68350	2-E1	2-E2	P772578	P775298	RS3546	RS3547	AF25539	AF25434	LAF8147	LAF5844
		68310	68350								
EAPE68315	EASE68355	2.5-E1	2.5-E2	P822768	P822769	RS3702	RS3703	AF25436	AF25497	LAF8143	LAF8114
		68315	68355								
EAPE68320	EASE68360	3-E1	3-E2	P772579	P775300	RS3542	RS3543	AF25526	AF25484	LAF8148	LAF9332
		68320	68360								
EAPE68330	EASE68370	3.75-E1	3.75-E2	P772580	P775302	RS3544	RS3545	AF25352	AF25485	LAF4544	LAF4545
		68330	68370								
EAPE68332	EASE68372	4.5-E1	4.5-E2	P777588	P777639	N/A	RS3885	AF25504	AF25491	N/A	LAF5932
		68332	68372								
EAPE68630	EASE68631	6-E1	6-E2	N/A	N/A	N/A	N/A	N/A	N/A	N/A	N/A
		68630	68631								

Low-Resistance Flexible Air Inlet Fitting and Clamps

Rubber elbows, adapters and clamps provide positive sealing, minimal airflow restriction and easy servicing.

Flexible air inlet fittings are made of high-quality EPDM rubber, and provide minimum airflow restriction between the air cleaner and engine air inlet. Their flexibility simplifies both installation and service. Stainless steel adjustable clamps assure a positive seal and ease of service. (see bulletin #7609 for more information)



Air Inlet Clamps



Filter Service Indicator



“Filter Minder” Service Indicator is a precision Airflow Restriction Gauge designed to take the guesswork out of air cleaner filter replacement. Its operation is simple and virtually foolproof.

As dirt captured by the filter cartridge gradually builds up, the system pressure drop increases and is indicated by the Filter Minder on an easy-to-read scale.

The indicator locks up at the point of maximum restriction so readings can be taken with or without the engine running. When the desired change-out point is reached, the filter cartridge is easily reset by simply pushing the button at the bottom of the unit.

This indicator works equally well on both gasoline and diesel equipment.

Economical - Saving one filter change-out can more that cover the cost of the Service Indicator. It's a small price for a potentially large gain year after year.

Standard Filter Monitor Part Numbers

Part No.	Range ^C	Description
400033015 ^A	8-15	Direct Mount
400033020 ^A	8-20	Direct Mount
400033025 ^A	8-25	Direct Mount
014440001 ^A	8-25	Direct Mount w/ 90° fitting
072604000 ^B	4-25	Remote Mount
076248001 ^A	8-25	Dash Mount

^A Unit standard with a 1/8"-27 NPT straight fitting.

^B Unit standard with a 90° coupling and 10' hose.

^C Measurement in inches of water vacuum.

Filter Monitor/Single Latching Position

Part No.	Range (In. water vac.)
500198020	20
500198025	25
Accessories	
Part No.	Description
400034000	90° fitting (Adapts to straight fitting)

The CCV outlet is connected to the engine's combustion air inlet via an air intake connector where filtered blow-by gas is recycled through the combustion process. Oil collected in the CCV sump is returned to the crankcase through a hose and a drain check valve.

The Racor marine air filter/silencer removes contaminants introduced into the air from both outside and inside the vessel. Sand, salt, carpet fibers and other contaminants are trapped in the oil-impregnated filter media. Turbo noise is reduced by the unique design of the air filter/silencer housing.

Marine Air Filter	CCV Model
AF M408512	CCV4500
AF M501012	CCV6000
AF M601212	CCV8000
AF M701212	CCV12000



Marine Air Filter/Silencers

- Reduces noise up to 10 db
- Can integrate Racor CCV systems
- Corrosion resistant
- Cleanable air filter
- No tools needed for servicing
- Compact design



Marine Air Filter Assembly

In order to determine the correct marine air filter application, you will need to know the marine air filter rating (AFR). You will need to provide the hose connection to turbo. Verify that the marine air filter dimensions will fit into your engine room.

In addition, note the dimensions of the marine air filter outlets and the Racor CCV connector barb outside diameter from the chart in the Marine Air Filter Kit installation Section to ensure the correct installation for your engine. However, the marine air filters typically correspond with the following CCV Models (see chart on right).

4-cycle engines: $AFR = HP \times 2.0$
 2-cycle engines: $AFR = HP \times 2.5$

Example

- **DDC 12V92TA DDEC (2-cycle – twin turbo):**
 $826 \text{ hp} \times 2.5 = 1032.5 \text{ AFR}$
(1) AF M501012 per turbo
- $1110 \text{ hp} \times 2.5 = 1387.5 \text{ AFR}$
per turbo = AF M601212
- **CAT 3196 (4-cycle – twin turbo):** $660 \text{ hp} \times 2.0 = 1320.0 \text{ AFR} = (1) \text{ AF M601212}$

Note: If AFR is close to maximum capacity of the marine air filter as listed below, use the next size larger.



Specification	AF M408512	AF M501012	AF M601212	AF M701212
Max. Air Flow*	800 cfm / 377.6 lps	1200 cfm / 566.3 lps	1600 cfm / 755.1 lps	2000 cfm / 944 lps
Outlet Diameter	4.0 in. (10.2 cm)	5.0 in. (12.7 cm)	6.0 in. (15.2 cm)	7.0 in. (17.8 cm)
Filter	AF M8040	AF M8050	AF M8060	AF M8070
Length	12.5 in. (31.8 cm)	12.5 in. (31.8 cm)	12.5 in. (31.8 cm)	12.5 in. (31.8 cm)
Depth	9.6 in. (24.4 cm)	11.1 in. (28.2 cm)	13.5 in. (34.3 cm)	13.5 in. (34.3 cm)
Hose Barb Size	1.0 in. (2.5 cm)	1.3 in. (3.3 cm)	1.3 in. (3.3 cm)	1.3 in. (3.3 cm)
Weight	4.2 lbs (1.9 kgs)	5.0 lbs (2.3 kgs)	8.0 lbs (3.6 kgs)	8.0 lbs (3.6 kgs)
CCV Hose Barb	1.0 in. (2.5 cm) O.D.	1.3 in. (3.3 cm) O.D.	1.3 in. (3.3 cm) O.D.	1.0 in. (2.5 cm) 1.3 in. (3.3 cm) O.D.
Operating Temperature	-40°F +240°F / -40°C +116°C			

*Values given are cubic feet per minute (cfm) and liters per second (l/s).

Air Filter Replacements



Racor offers direct replacements for the intake air filter operation of competitive air filters/silencers. Also available is the replacement filter for the vacuum limiter air separator.

The filter media for all replacement filters is an oil-impregnated cotton gauze and is sandwiched between pleated, epoxy-coated aluminum wire-mesh polyurethane sealed surfaces. This product is cleanable and must be oiled before using.



Air Filter Cleaning Kit

To be used for washing and re-oiling Racor cleanable air filters. Part Number: **AF M82006**



Part No.	Competitive Part Number	Dimensions (In) (DxHxD)
AF M8145	CD170	10x8x10
AF M8120	CD173	7.5x5x7.5
AF M8121	CD174	7.5x6x7.5
AF M8122	CD175	7.5x7x7.5
AF M8126	CD178	7.5x10x7.5
AF M8010	CD180	3" Air Separator Filter
AF M8146	CD181	10x10x10
AF M8153	CD183	12x12x12
AF M8037	CD184	9x14x6.875
AF M8152	CD186	12x7x12
AF M8026	CD190	7.5x10x5.125
AF M8025	CD195	7.5x8x5.125
AF M8034	CD196	9x9x7
AF M8033	CD197	9x12x6.88
AF M8134	CD200	9x9x9
AF M8133	CD201	9x12x9
AF M8141	CD202	10x6x10
AF M8156	CD204	12x8x12

ECO-TL Series Air Cleaner

Racor's heavy duty air cleaners are designed and built to meet the demanding requirements for agricultural, construction, turf care, forestry, and mining equipment. The ECO-TL Series is designed for high dust environments with excessive vibration and extreme temperatures. The Racor ECO-TL Series is the cost effective choice for heavy duty applications.

Clean air, that's what Racor air filtration is all about. Because when engines breathe easier they perform better - with more power, more torque and with improved fuel economy. The Racor air filter elements offer a high-efficiency, engineered application-specific media that improves performance as it extends service life. Whatever your application, there's a Racor air filtration system that will help you and your engine breathe easy.

Integrated filter restriction indicator port with optional restriction indicator. Changing your filter is no longer a guess.

Racor's innovative design for filter removal, features a low profile twist locking mechanism, which reduces the clearance required for filter change-outs.

Racor's heavy duty air filter media is over 99.9% efficient at removing contaminants from the air, and is designed to withstand the harsh environments encountered in demanding applications.

Polished stainless steel mounting bracket built to withstand corrosive environments.

Evacuation valve allows accumulated water and dust to drain.



Build a Part No.:

	Inlet Diameter 20 = 2.0"	Outlet Diameter 18 = 1.75"	Outlet Type 00 - Straight 90 - 90°-elbow	Elements 10-Primary Only 20-Primary & Secondary
EAF	20	18	00	10

*Available part numbers are listed on page 37.

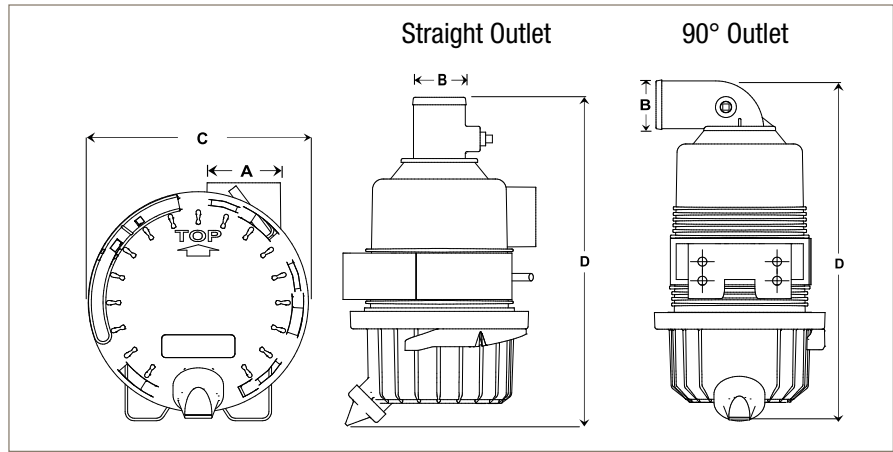
ECO-TL Accessories:



ECO-TL w/Filter Minder
Part No.: 400033025 Shown



ECO-TL w/Raincap
Part No.: EARC2000 Shown



		Flow Rate at Initial Restriction						A		B		C		D		
		6" H ₂ O		8" H ₂ O		10" H ₂ O		OD Inlet		OD Outlet						
Part Numbers		CFM	m3/min	CFM	m3/min	CFM	m3/min	inch	mm	inch	mm	inch	mm	inch	mm	
EAF20180010	2" x 1.75" Straight Outlet	75	2.1	90	2.5	105	3	2	51	1.75	45	6.14	156	8.98	228	
EAF20180020	2" x 1.75" Straight Outlet (with safety element)	65	1.8	75	2.1	85	2.4	2	51	1.75	45	6.14	156	8.98	228	
EAF20189010	2" x 1.75" 90° Outlet	66	1.87	81	2.29	93	2.63	2	51	1.75	45	6.14	156	9.9	251.5	
EAF20189020	2" x 1.75" 90° Outlet (with safety element)	57	1.61	69	1.95	78	2.21	2	51	1.75	45	6.14	156	9.9	251.5	
Replacement Elements	Primary: EAPE68300P						Secondary: EASE68340P									
EAF20200010	2" x 2" Straight Outlet	100	2.8	115	3.3	130	3.7	2	51	2	51	7.09	180	13.39	340	
EAF20200020	2" x 2" Straight Outlet (with safety element)	90	2.5	105	3	115	3.3	2	51	2	51	7.09	180	13.39	340	
EAF20209010	2" x 2" 90° Outlet	88	2.5	104	2.95	115	3.26	2	51	2	51	7.09	180	14.39	365.5	
EAF20209020	2" x 2" 90° Outlet (with safety element)	78	2.2	97	2.75	105	2.98	2	51	2	51	7.09	180	14.39	365.5	
Replacement Elements	Primary: EAPE67310P						Secondary: EASE67350P									
EAF25250010	2.5" x 2.5" Straight Outlet	150	4.2	175	5	195	5.5	2.5	63.5	2.5	63.5	8.15	207	14.13	359	
EAF25250020	2.5" x 2.5" Straight Outlet (with safety element)	145	4.1	165	4.7	185	5.2	2.5	63.5	2.5	63.5	8.15	207	14.13	359	
EAF25259010	2.5" x 2.5" 90° Outlet	138	3.9	157	4.45	176	4.98	2.5	63.5	2.5	63.5	8.15	207	15.13	384.3	
EAF25259020	2.5" x 2.5" 90° Outlet (with safety element)	127	3.6	150	4.25	168	4.76	2.5	63.5	2.5	63.5	8.15	207	15.13	384.3	
Replacement Elements	Primary: EAPE68315P						Secondary: EASE68355P									

Raincaps



Part No.:
EARC2500

Part No.:
EARC2000

Part No.	Air Inlet ID		Dimensions			
			Width		Height	
	in.	cm	in.	cm	in.	cm
EARC2000	2.0	5.1	5.1	13.0	3.0	7.6
EARC2500	2.5	6.4	6.1	15.5	3.0	7.6

Fuel Dispensing Filtration

Filtration and water separation is critical to efficient diesel, gasoline, and alternative fuel engine operation. Racor Division has become the leader in filtration technology, partnering with engine manufacturers to design and produce innovative systems.

Brochure number #RSL0020.



Filtration Pumps

Racor has raised the bar for fuel filtration systems by offering an extensive line of fuel filters with integrated fuel priming pumps. These assemblies feature all of the protection of a standard Racor filter with the added value and convenience of a fuel pump.

Brochure numbers #7683.



Air Filter/Silencers & Crankcase Ventilation Filtration Systems

Racor Air Filter/Silencers and Crankcase Ventilation Filtration Systems help to keep marine engines and engine rooms contaminant and vapor free. The patented CCV™ contains Racor's high-performance Vaporbloc™ filter made with depth-loading, engineered fiber-coalescing media. The marine air filter/silencer contains a washable media and is designed to connect easily to the Racor CCV to complete the system.


Brochure numbers #7790 and 7501.



Fluid Transfer Systems

Racor fluid transfer systems make remote, on-demand filtering for contaminant-free fluids fast and convenient. Racor fluid transfer systems can be used to prefilter fluids, transfer fluids or to clean existing systems.

Brochure number #RSL0020.



ParFit™ Hydraulic Elements

The competitively priced ParFit™ hydraulic elements are interchangeable with OEM and aftermarket elements to allow users to acquire all their replacement elements from one quality source.

Brochure number #7729.

Bypass Oil Filtration Systems

Removes dirt, varnish, ash, tar, soot and other contaminants along with condensed water which forms damaging acids if left in the oil.



Bypass Oil
Absolute Series

Brochure number #7815.

Parker Filtration's Products and Systems



AEROSPACE

Key Products

- Filter Vessels (API/IP)
- Fluid Conditioning Monitors (Fuel & Hydraulic)
- Fuel Filter/Water Separators
- Fuel Inerting Systems (OBIGGS)
- Fuel Loading Filters (API/IP)
- Fuel, Hydraulic, & Lubrication Filters
- Nitrogen Tire Inflation Systems



FOOD & BEVERAGE

Key Products

- Carbon Dioxide Purifiers
- Compressed Air Dryers
- Fiber & Membrane Filters
- Nitrogen Generators
- Stainless Steel Filter Housings
- Steam & Sterile Air Filters
- Validation Test Equipment
- Water Chillers
- Water Filters



INDUSTRIAL & PLANT EQUIPMENT

Key Products

- ASME Coded Vessels
- Compressed Air Filters
- Condensate Management
- Contamination Monitoring
- Desiccant Dryers
- Membrane Filters & Dryers
- Refrigerated Dryers
- Hydraulic Filters
- Oil/Water Separators
- Process Filters
- Portable Hydraulic Systems



LIFE SCIENCES

Key Products

- Breathing Air Filters & Systems
- Chillers
- Compressed Air Filters
- Filter Integrity Analyzers
- Gas Sterilization Filters
- High Purity Gas Filters
- Hydrogen Gas Generators
- Nitrogen TriGas Systems
- Sterile Water Filters
- Syringe Filters



MARINE

Key Products

- Air Intake Filters
- ASME High Flow Vessels
- Crankcase Emission Filter Systems
- Fuel Dispensing Filters
- Engine Fuel Filter/Water Separators
- Engine Oil & Coolant Filters
- Gasoline Filters
- Hydraulic Filters
- Hydrocarbon Fluid Filters
- Oil/Water Separators
- Submarine CO₂ Reduction Units
- Water Desalination & Purification Systems



OIL & GAS

Key Products


- Air Intake Filters
- ASME High Flow Vessels
- Compressed Air Filters & Dryers
- Compressed Air Water Separators
- Crankcase Emission Filter Systems
- Engine Fuel Filter/Water Separators
- Engine Oil & Coolant Filters
- Fluid Condition Monitoring Systems
- Fuel Dispensing Filters
- Hydraulic Filters
- Hydrocarbon Fluid Filters
- Integrity Test Equipment
- Nitrogen Generators
- Mechanical Separators
- Membrane & Sterile Air Filters
- Oil/Water Separators



POWER GENERATION

Key Products

- Air Intake Filters
- ASME High Flow Vessels
- Bioenergy Water Chillers
- Crankcase Emission Filter Systems
- Engine Fuel Filter/Water Separators
- Fluid Condition Monitoring Systems
- Fuel Dispensing Filters
- Load Tap Filters
- Hydrogen Generators
- Magnetic Prefilters
- Nitrogen Generators
- Portable Hydraulic Systems
- Water Sensors



PROCESS

Key Products

- Alternative Gas Dryers & Absorbers
- Bag Filters
- Compressed Air Dryers
- Instrumentation Filters
- Nitrogen Generators
- Oil Absorption Filters
- Pleated Filter Cartridges
- Process Filters
- Semiconductor Filter Cartridges
- Stainless Steel Prefiltration Vessels
- Zero Air Generators



TRANSPORTATION & MOBILE EQUIPMENT

Key Products

- Air Intake Filters
- Alternative Fuel Filters
- ASME High Flow Vessels
- Crankcase Emission Systems
- Fuel Delivery Systems
- Fuel Dispensing Filters
- Fuel Filter/Water Separators
- Multi-stage Filter Systems
- High Pressure Natural Gas Filters
- Nitrogen Tire Inflation Systems
- Suction & Return Line Hydraulic Filters
- Transmission Filters
- Truck & Railway Dryers



WATER

Key Products

- Desalination & Purification Systems
- Oil Absorption Filters
- Oil/Water Separators
- Pleated Filter Cartridges
- Stainless Steel Prefiltration Vessels
- Sterile Water Filters



ENGINEERING YOUR SUCCESS.

Worldwide Filtration Manufacturing Locations

North America

Compressed Air Treatment Filtration & Separation/Balston

Haverhill, MA
978 858 0505
www.parker.com/balston

Finite Airtek Filtration Airtek/domnick hunter/Zander

Lancaster, NY
716 686 6400
www.parker.com/faf

Finite Airtek Filtration/Finite

Oxford, MI
248 628 6400
www.parker.com/finitefilter

Engine Filtration & Water Purification Racor

Modesto, CA
209 521 7860
www.parker.com/racor

Holly Springs, MS
662 252 2656
www.parker.com/racor

Racor – Village Marine Tec.

Gardena, CA
310 516 9911
desalination.parker.com

Parker Sea Recovery

Carson, CA
310 637 3400
www.searecovery.com

Hydraulic Filtration Hydraulic Filter

Metamora, OH
419 644 4311
www.parker.com/hydraulicfilter

Laval, QC Canada
450 629 9594
www.parkerfarr.com

Process Filtration domnick hunter Process Filtration

Oxnard, CA
805 604 3400
www.parker.com/processfiltration

Madison, WI
608 824 0500
www.scilog.com

Phoenixville, PA
610 933 1600
www.parker.com/processfiltration

Aerospace Filtration

Velcon Filtration
Colorado Springs, CO
719 531 5855
www.velcon.com

Europe

Compressed Air Treatment domnick hunter Filtration & Separation

Gateshead, England
+44 (0) 191 402 9000
www.parker.com/dhfn

Parker Gas Separations

Etten-Leur, Netherlands
+31 76 508 5300
www.parker.com/dhfn

Hiross Zander

Padova Business Unit
Padova, Italy
+39 049 9712 111
www.parker.com/hzd

Hiross Zander

Essen Business Unit
Essen, Germany
+49 2054 9340
www.parker.com/hzd

Engine Filtration & Water Purification Racor

Dewsbury, England
+44 (0) 1924 487 000
www.parker.com/rfde

Racor Research & Development

Stuttgart, Germany
+49 (0)711 7071 290-10
www.parker.com/rfde

Hydraulic Filtration

Hydraulic Filter
Arnhem, Holland
+31 26 3760376
www.parker.com/hfde

Ujala Operation

Ujala, Finland
+358 20 753 2500
www.parker.com/hfde

Condition Monitoring Centre

Norfolk, England
+44 (0) 1842 763 299
www.parker.com/hfde

Parker Kittiwake

West Sussex, England
+44 (0) 1903 731 470
www.kittiwake.com

Parker Procal

Peterborough, England
+44 (0) 1733 232 495
www.kittiwake.com

Process Filtration domnick hunter Process Filtration

Birtley, England
+44 (0) 191 410 5121
www.parker.com/processfiltration

Parker Twin Filter BV

Zaandam, Netherlands
+31(0)75 655 50 00
www.twinfilter.com

Asia Pacific

Australia

Castle Hill, Australia
+61 2 9634 7777
www.parker.com/australia

China

Shanghai, China
+86 21 5031 2525
www.parker.com/china

India

Navi Mumbai, India
+91 22 651 370 8185
www.parker.com/india

Parker Fowler

Bangalore, India
+91 80 2783 6794
www.johnfowlerindia.com

Japan

Tokyo, Japan
+81 45 870 1522
www.parker.com/japan

Parker Techno

Osaka, Japan
+81 66 340 1600
www.techno.taiyo-ltd.co.jp

Korea

Hwaseon-City
+82 31 359 0852
www.parker.com/korea

Singapore

Jurong Town, Singapore
+65 6887 6300
www.parker.com/singapore

Thailand

Bangkok, Thailand
+66 2186 7000
www.parker.com/thailand

Latin America

Parker Comercio Ltda. Filtration Division

Sao Paulo, Brazil
+55 12 4009 3500
www.parker.com/br

Pan American Division

Miami, FL
305 470 8800
www.parker.com/panam

Africa

Aeroport Kempton Park, South Africa
+27 11 9610700
www.parker.com/africa



Parker Hannifin Corporation
**Filtration Group Global
Headquarters**

6035 Parkland Boulevard
Cleveland, OH 44124-4141
phone 216 896 3000
fax 216 896 4021
www.parker.com/racor